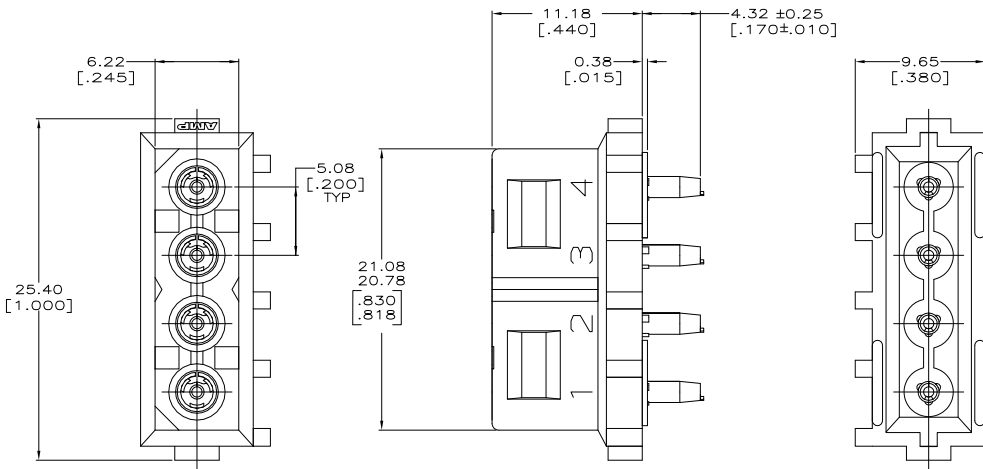
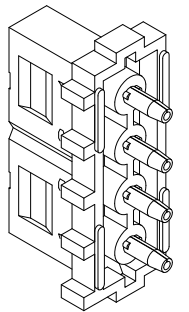


THE DRAWING IS UNPUBLISHED. RELEASED FOR PUBLICATION. ALL RIGHTS RESERVED.

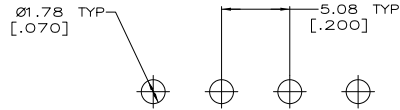
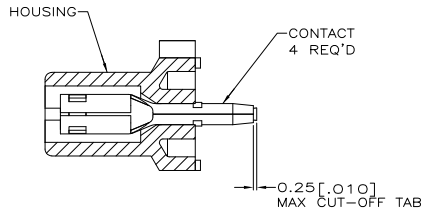
LOC	DEF	REVISIONS					
CM	53	TR	LR	DESCRIPTION	DATE	DWN	APPD
		C1		REVISED PER ECO-11-004917	11MAR11	RK	HMR



- PARTS COMPLY WITH AMP SOLDERABILITY SPEC. 109-11-5.
- DIMENSIONS IN BRACKETS ARE IN INCHES.



3-DIMENSIONAL MODEL NTS



RECOMMENDED MOUNTING HOLE PATTERN FOR 1.57 [0.062] THICK P.C. BOARD

[0.251 [.0099] THK PH BRZ, PRE-TIN CONTACT MATERIAL & FINISH	NYLON UL94V-2, NATURAL HOUSING MATERIAL & COLOR	770997-1 PART NO
--	---	------------------



THIS DRAWING IS A CONTROLLED DOCUMENT FOR AMP INCORPORATED. IT IS SUBJECT TO CHANGE AND THE CONTROLLING ENGINEERING ORGANIZATION SHOULD BE CONTACTED FOR THE LATEST REVISION.

THIS DRAWING IS A CONTROLLED DOCUMENT.		DR K. WHITAKER 8-28-92	TE Connectivity	
DIMENSIONS: UNLESS OTHERWISE SPECIFIED:		DR R. SWING 8-28-92	SOCKET HEADER ASSEMBLY, 4 CIRCUIT, COMMERCIAL MATE-N-LOK	
MM(INCHES)		APPD G. BROWN 8-28-92	SIZE	A2
Ø	PLC ± .	PRODUCT SPEC	QAGE CODE	00779
1	PLC ± .	APPLICATION SPEC	DRAWING NO	770997
2	PLC ± .	WEIGHT	SCALE	5:1
3	PLC ± 0.13 [005]	FINISH	SHEET	1 of 1
4	PLC ± .	SEE TABLE	RESTRICTED TO	C1
5	PLC ± .	SEE TABLE		
6	PLC ± .			
7	PLC ± .			
8	PLC ± .			
9	PLC ± .			
10	PLC ± .			
11	PLC ± .			
12	PLC ± .			
13	PLC ± .			
14	PLC ± .			
15	PLC ± .			
16	PLC ± .			
17	PLC ± .			
18	PLC ± .			
19	PLC ± .			
20	PLC ± .			
21	PLC ± .			
22	PLC ± .			
23	PLC ± .			
24	PLC ± .			
25	PLC ± .			
26	PLC ± .			
27	PLC ± .			
28	PLC ± .			
29	PLC ± .			
30	PLC ± .			
31	PLC ± .			
32	PLC ± .			
33	PLC ± .			
34	PLC ± .			
35	PLC ± .			
36	PLC ± .			
37	PLC ± .			
38	PLC ± .			
39	PLC ± .			
40	PLC ± .			
41	PLC ± .			
42	PLC ± .			
43	PLC ± .			
44	PLC ± .			
45	PLC ± .			
46	PLC ± .			
47	PLC ± .			
48	PLC ± .			
49	PLC ± .			
50	PLC ± .			
51	PLC ± .			
52	PLC ± .			
53	PLC ± .			
54	PLC ± .			
55	PLC ± .			
56	PLC ± .			
57	PLC ± .			
58	PLC ± .			
59	PLC ± .			
60	PLC ± .			
61	PLC ± .			
62	PLC ± .			
63	PLC ± .			
64	PLC ± .			
65	PLC ± .			
66	PLC ± .			
67	PLC ± .			
68	PLC ± .			
69	PLC ± .			
70	PLC ± .			
71	PLC ± .			
72	PLC ± .			
73	PLC ± .			
74	PLC ± .			
75	PLC ± .			
76	PLC ± .			
77	PLC ± .			
78	PLC ± .			
79	PLC ± .			
80	PLC ± .			
81	PLC ± .			
82	PLC ± .			
83	PLC ± .			
84	PLC ± .			
85	PLC ± .			
86	PLC ± .			
87	PLC ± .			
88	PLC ± .			
89	PLC ± .			
90	PLC ± .			
91	PLC ± .			
92	PLC ± .			
93	PLC ± .			
94	PLC ± .			
95	PLC ± .			
96	PLC ± .			
97	PLC ± .			
98	PLC ± .			
99	PLC ± .			
100	PLC ± .			