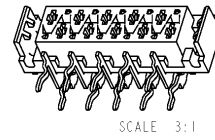
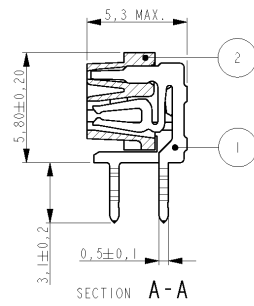
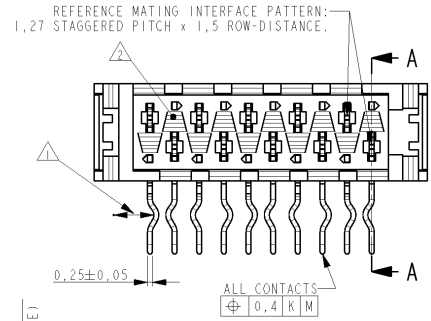


THIS DRAWING IS UNPUBLISHED. RELEASED FOR PUBLICATION
 COPYRIGHT 20 BY TYCO ELECTRONICS CORPORATION. ALL RIGHTS RESERVED.

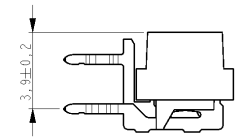
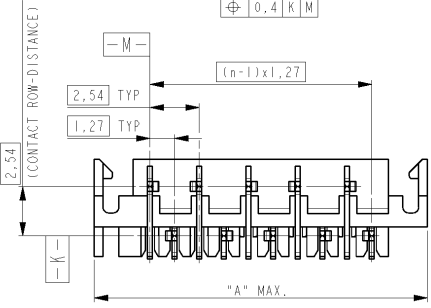
LOC H DIST -

REVISIONS

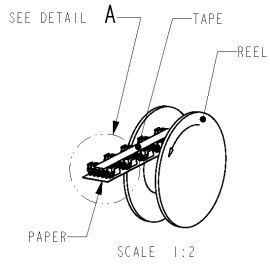
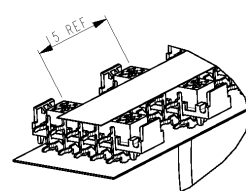
P	LTR	DESCRIPTION	DATE	DWN	APVD
EI		ECR-09-010124	07-05-09	AEG	WRV
F		ECR-09-026776	07JAN2010	JvdH	TDB



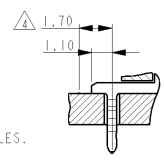
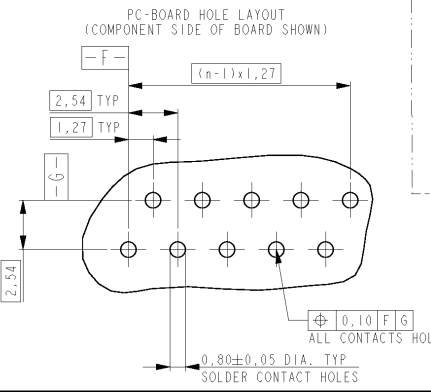
PART NUMBER	NR. OF POS "n"	"A" MAX
338070-4	4	9,7
338070-6	6	12,2
338070-8	8	14,7
1-338070-0	10	17,3
1-338070-2	12	19,8
1-338070-4	14	22,4
1-338070-6	16	24,9
1-338070-8	18	27,4
2-338070-0	20	30,0



- NOTES:
- IN EACH ROW, DIRECTION OF KINKS STARTS RANDOM.
 - IN EACH ROW, SEQUENTIAL CONTACTS HAVE OPPOSITE KINK DIRECTIONS.
 - CORING-OUTS FOR MANUFACTURING PURPOSE ONLY. SHAPE MAY VARY, BUT IS NOT FUNCTIONAL FOR THE APPLICATION.
 - 3 SHOWN IS A 10 POSITION CONNECTOR.
 - THIS AREA IS RESERVED FOR CONTACTS.



REEL PACKAGING
 DEREELING DIRECTION AND CONNECTOR POSITION.
 QUANTITY 2500 CONNECTORS PER REEL FOR ALL PART NUMBER,
 EXCEPT 4 POSITION 1500 CONNECTORS PER REEL.



DIMENSIONS:	TOLERANCES UNLESS OTHERWISE SPECIFIED:
mm	
0 PLC	±
1 PLC	±
2 PLC	±
3 PLC	±
4 PLC	±
ANGLES	±1°
MATERIAL	FINISH

2 HOUSING	G.F. POLYESTER PBT	RED
1 FEMALE CONTACT	PHOSPHOR BRONZE	TIN OVER NICKEL
ITEM NO.	DESCRIPTION	MATERIAL
03-JUN-96	DENNIS KESSLER	
	HUUB VAN DELFT	
	ERIC IJLITENS	
PRODUCT SPEC	108-19052	
APPLICATION SPEC		
SIZE	CAGE CODE	DRAWING NO
A3	00779	C-338070
WEIGHT		
CUSTOMER DRAWING	SCALE 10:1	SHEET 1 OF 1 REV F

Tyco Electronics
 Tyco Electronics Nederland B.V.
 's-HERTOGENBOSCH, THE NETHERLANDS.

CONNECTOR,
 FEMALE-ON-BOARD SIDE-ENTRY,
 THRU-HOLE, WITH LATCHES, Micro-Match