THIS DRAWING IS UNPUBLISHED. RELEASED FOR PUBLICATION -.-.-
© COPYRIGHT - BY TYCO ELECTRONICS CORPORATION. ALL RIGHTS RESERVED.

LOC	CONT	REVISIONS				
CM	00	P	LTR	DESCRIPTION	DATE	DWN	APVD
			L	REVISED PER EC 0638-1094-04	04FEB05	KW	SR

1. PARTS COMPLY TO AMP SOLDERABILITY SPECIFICATION 109-11-3.

2. CIRCUIT IDENTIFICATION CHARACTERS ARE ADJACENT TO THE INDICATED CAVITIES, BUT LOCATION AND ORIENTATION MAY DIFFER FROM PRINT.

3. DIMENSIONS IN BRACKETS ARE IN INCHES.

4. CONTACT IS STAMPED FROM PRE-PLATED STOCK WHICH IS PLATED OVERALL WITH 0.00127 - 0.00178 [.000050 - .000070] NICKEL, THEN STRIPED WITH 0.00076 [.000030] GOLD IN CONTACT AREA INDICATED AND MATTE TIN LEAD ON SOLDER TAIL END.

5. CONTACT IS STAMPED FROM PRE-PLATED STOCK WHICH IS PLATED OVERALL WITH 0.00127 - 0.00178 [.000050 - .000070] NICKEL, THEN STRIPED WITH 0.00076 [.000030] GOLD IN CONTACT AREA INDICATED AND MATTE TIN ON SOLDER TAIL END.

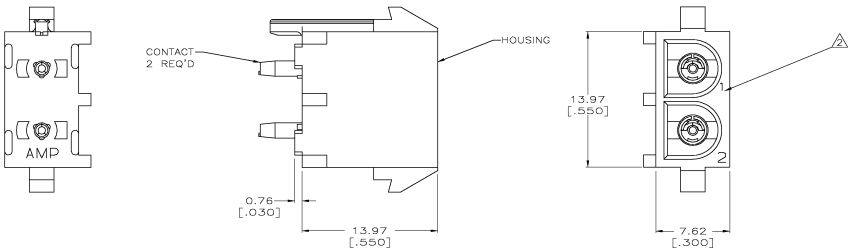

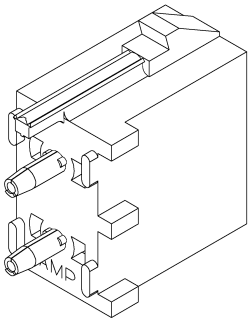

3-DIMENSIONAL MODEL
NTS

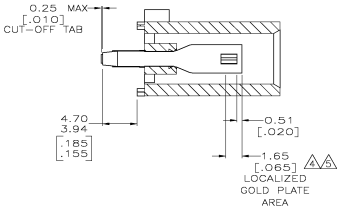

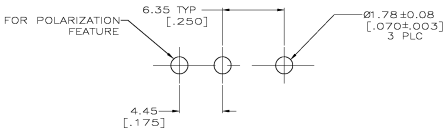

RECOMMENDED MOUNTING HOLE PATTERN
FOR 1.57 [.062] THICK P.C. BOARD

PHOSPHOR BRONZE, GOLD 4	NYLON,UL94V-0,WHITE	643412-3
PHOSPHOR BRONZE, GOLD 4	NYLON,UL94V-0,WHITE	643412-2
PHOSPHOR BRONZE, PRE-TIN	NYLON,UL94V-0,WHITE	643412-1
CONTACT MATERIAL AND FINISH	HOUSING MATERIAL	PART NUMBER

THIS DRAWING IS A CONTROLLED DOCUMENT.

DIMENSIONS: mm [INCHES]

TOLERANCES UNLESS OTHERWISE SPECIFIED:
0 PLC ± -
1 PLC ± -
2 PLC ± 0.13 [.005]
3 PLC ± -
ANGLES ± 0°30'

MATERIAL: SEE TABLE
FINISH: SEE TABLE

DWN: McEACHIN 07-JAN-2000
CHK: K. COBLE 07-JUN-2000
APVD: K. COBLE 07-JUN-2000
PRODUCT SPEC: —
APPLICATION SPEC: —
WEIGHT: —
CUSTOMER DRAWING

Tyco Electronics Corporation
Greensboro, NC 27409

NAME: SOCKET HEADER ASSEMBLY, POLARIZED,2 CIRCUIT UNIVERSAL MATE-N-LOK™

SIZE: A1 | CAGE CODE: 00779 | DRAWING NO: 643412 | RESTRICTED TO: —

SCALE: 5:1 | SHEET: 1 OF 1 | REV: L

METRIC

AMP 4895 REV 31MAR2000

Downloaded from Elcodis.com electronic components distributor