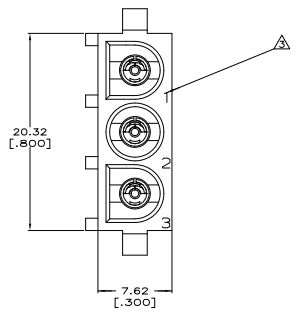
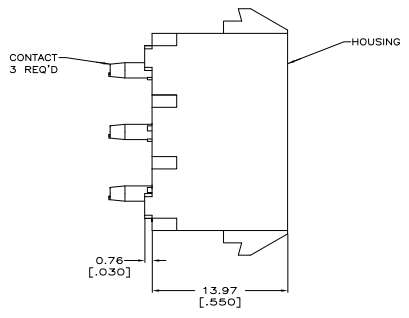
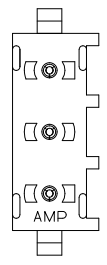
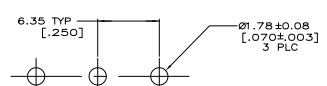
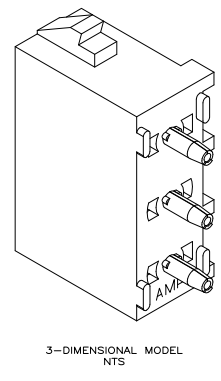
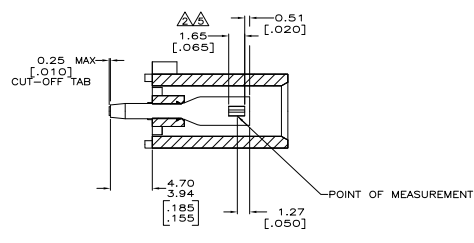


THIS DRAWING IS UNPUBLISHED
 ALL RIGHTS RESERVED

REV	DATE	DESCRIPTION	BY	CHK
00				
01		REVISED PER EDD-11-004820	11MMR11	RK HMR



- PARTS COMPLY TO AMP SOLDERABILITY SPECIFICATION 109-11-3.
- CONTACT IS PLATED OVERALL WITH 0.00127 [0.00050] NICKEL, THEN 0.00076 [0.00030] GOLD OVER CONTACT LENGTH INDICATED AND MATTE TIN LEAD ON SOLDER TAIL END.
- CIRCUIT IDENTIFICATION CHARACTERS ARE ADJACENT TO THE INDICATED CAVITIES, BUT LOCATION AND ORIENTATION MAY DIFFER FROM PRINT.
- DIMENSIONS IN BRACKETS ARE IN INCHES.
- CONTACT IS PLATED OVERALL WITH 0.00127 [0.00050] NICKEL, THEN 0.00076 [0.00030] GOLD OVER CONTACT LENGTH INDICATED AND MATTE TIN ON SOLDER TAIL END.



RECOMMENDED MOUNTING HOLE PATTERN FOR 1.57 [.062] THICK P.C. BOARD

PHOSPHOR BRONZE, GOLD	NYLON,UL94V-0,WHITE	350825-4
PHOSPHOR BRONZE, GOLD	NYLON,UL94V-0,WHITE	350825-2
PHOSPHOR BRONZE, PRE-TIN	NYLON,UL94V-0,WHITE	350825-1
CONTACT MATERIAL AND FINISH	HOUSING MATERIAL	PART NUMBER



THIS DRAWING IS A CONTROLLED DOCUMENT.

DATE	REVISED	BY	CHK
11/18/11	01	11MMR11	RK HMR

TE Connectivity

SOCKET HEADER ASSEMBLY, 3 CIRCUIT UNIVERSAL MATE-N-LOK™

SIZE: 5.1 1 1 1

DATE: 11/18/11

DRAWING NO: A100779

CUSTOMER DRAWING