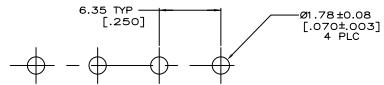
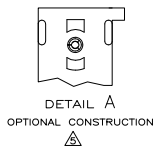
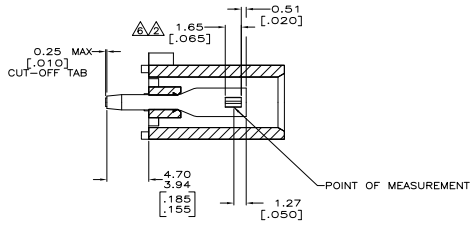
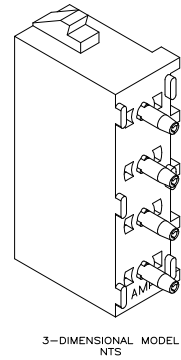
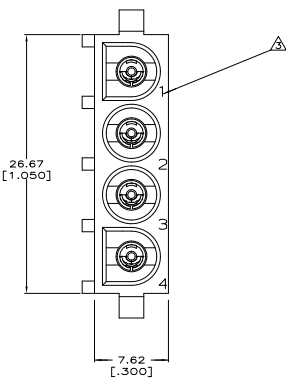
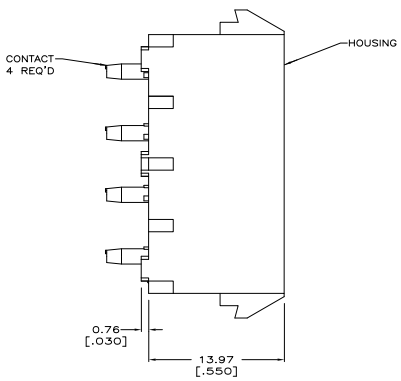
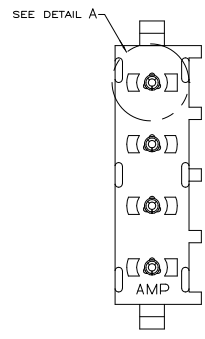


THIS DRAWING IS UNPUBLISHED
 ALL RIGHTS RESERVED

REV	DATE	DESCRIPTION	BY	CHK	APP
CM 00		REVISED PER ECO-11-009227			

- PARTS COMPLY TO AMP SOLDERABILITY SPECIFICATION 109-11-3.
- CONTACT IS PLATED OVERALL WITH 0.00127 [0.00050] NICKEL, THEN 0.00076 [0.00030] GOLD OVER CONTACT LENGTH INDICATED AND MATTE TIN LEAD ON SOLDER TAIL END.
- CIRCUIT IDENTIFICATION CHARACTERS ARE ADJACENT TO THE INDICATED CAVITIES, BUT LOCATION AND ORIENTATION MAY DIFFER FROM PRINT.
- DIMENSIONS IN BRACKETS ARE IN INCHES.
- DRAIN HOLES LOCATED AS SHOWN. OPTIONAL CONSTRUCTION - ALL DRAIN HOLES LOCATED 90° AS SHOWN IN DETAIL A.
- CONTACT IS PLATED OVERALL WITH 0.00127 [0.00050] NICKEL, THEN 0.00076 [0.00030] GOLD OVER CONTACT LENGTH INDICATED AND MATTE TIN ON SOLDER TAIL END.



PHOSPHOR BRONZE, GOLD	NYLON,UL94V-2,NATURAL	350761-5
PHOSPHOR BRONZE, PRE-TIN	NYLON,UL94V-2,NATURAL	350761-4
PHOSPHOR BRONZE, GOLD	NYLON,UL94V-2,NATURAL	350761-3
CONTACT MATERIAL AND FINISH	HOUSING MATERIAL	PART NUMBER

THIS DRAWING IS A CONTROLLED DOCUMENT:		REV	DATE
DESIGNED BY	DATE	10-22-98	
DRAWN BY	DATE	10-22-98	
CHECKED BY	DATE	10-22-98	
APPROVED BY	DATE		
ISSUED BY	DATE		
REVISIONS	DATE	DESCRIPTION	
1	10-22-98	REVISED PER ECO-11-009227	



TE Connectivity
 SOCKET HEADER ASSEMBLY,
 4 CIRCUIT
 UNIVERSAL MATE-N-LOK™