

4

3

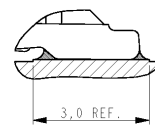
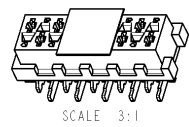
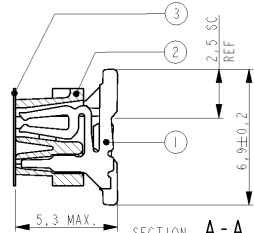
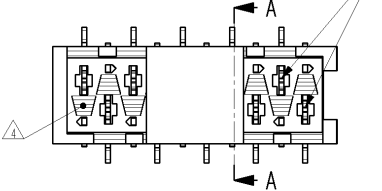
2

1

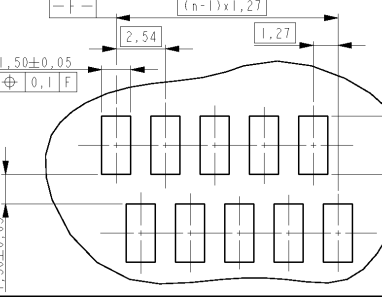
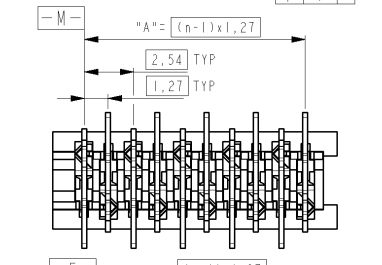
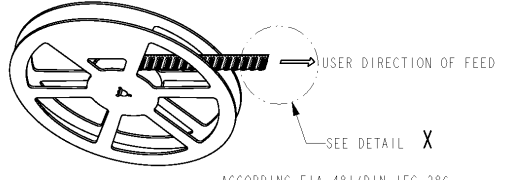
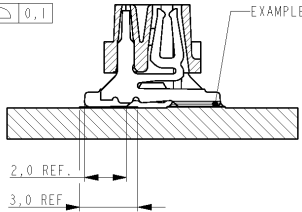
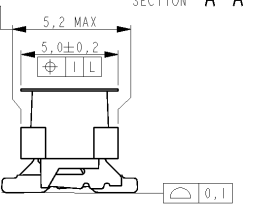
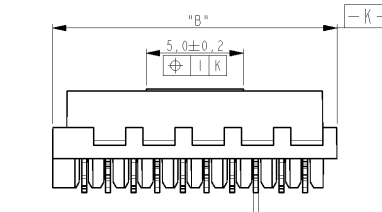
THIS DRAWING IS UNPUBLISHED. RELEASED FOR PUBLICATION
COPYRIGHT BY TYCO ELECTRONICS CORPORATION. ALL RIGHTS RESERVED.

LOC		DIST		REVISIONS			
P	LTR	DESCRIPTION	DATE	DWN	APVD		
S		ECR-09-026776	13JAN2010	JvdH	TDB		

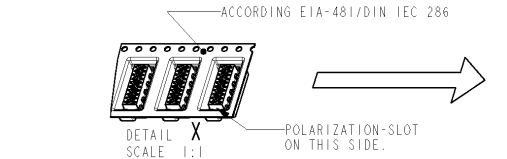
REFERENCE MATING INTERFACE PATTERN:
1,27 STAGGERED PITCH x 1,5 ROW-DISTANCE.



PARTNUMBER VAC. TAPE.	PARTNUMBER	NR. OF POS. "n"	"A"	"B" MAX.
7-188275-4	0-188275-4	4	3,81	7,1
7-188275-6	0-188275-6	6	6,35	9,7
7-188275-8	0-188275-8	8	8,89	12,2
8-188275-0	1-188275-0	10	11,43	14,7
8-188275-2	1-188275-2	12	13,97	17,3
8-188275-4	1-188275-4	14	16,51	19,8
8-188275-6	1-188275-6	16	19,05	22,4
8-188275-8	1-188275-8	18	21,59	24,9
9-188275-0	2-188275-0	20	24,13	27,5



NOTES:
 △ TAPE FOR VACUUM P&P ONLY FOR DASHNUMBERS 7- 18- 19- 2 FOR PACKAGING SEE SHEET 2 OF 2
 △ WITHOUT VACUUM TAPE.
 △ CORING-OUTS FOR MANUFACTURING PURPOSE ONLY.
 △ SHAPE MAY VARY, BUT IS NOT FUNCTIONAL FOR THE APPLICATION.
 5 SHOWN IS A 10 POSITION CONNECTOR.



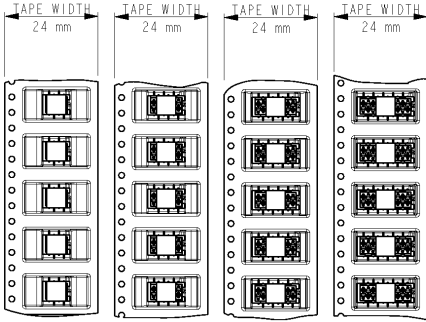
ITEM NO.	COMPONENT DESCRIPTION	MATERIAL	FINISH / COLOR
3	PICK&PLACE TAPE	KAPTON	AMBER TRANSPARENT
2	FEMALE HOUSING	G.F.POLYAMIDE	RED
1	FEMALE CONTACT	PHOSPHOR BRONZE	TIN OVER NICKEL

DIMENSIONS: mm 		TOLERANCES UNLESS OTHERWISE SPECIFIED: 0 PLC ± 1 PLC ± 2 PLC ± 3 PLC ± 4 PLC ± ANGLES ± MATERIAL - FINISH -		DWN M. GOSSELINK CHR - APVD - PRODUCT SPEC 108-19052 APPLICATION SPEC - WEIGHT - CUSTOMER DRAWING	Tyco Electronics Tyco Electronics Corporation 's-Hertogenbosch, Nederland CONNECTOR, FEMALE-ON-BOARD TOP-ENTRY, SMD, Micro-MatCh SIZE A3 CAGE CODE 00779 DRAWING NO C-188275 RESTRICTED TO - SCALE - SHEET 1 OF 2 REV S
-----------------------	--	---	--	---	--

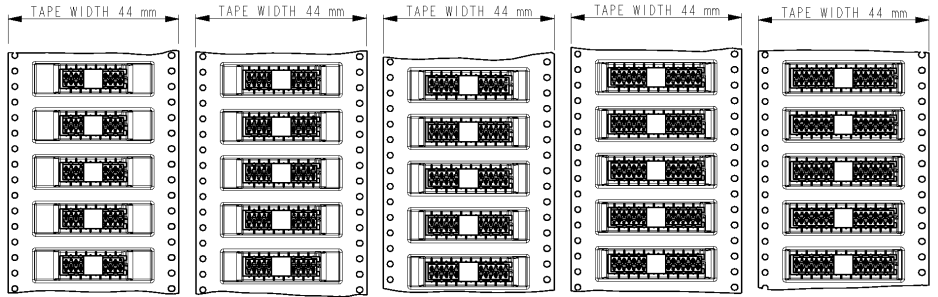

AMP 1470-19 REV 21MAR2000
Proj/ENGINEER DRAWING

THIS DRAWING IS UNPUBLISHED. RELEASED FOR PUBLICATION
 © COPYRIGHT BY TYCO ELECTRONICS CORPORATION. ALL RIGHTS RESERVED.

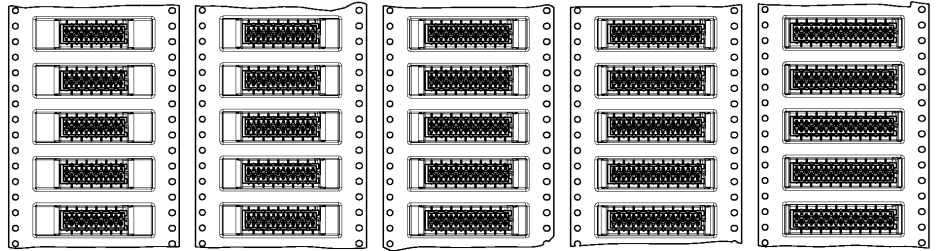
LOC	DIST	REVISIONS					
H	-	P	LTR	DESCRIPTION	DATE	DWN	APVD
SHE SHEET 1							



7-188275-4 4 POSITION 0-188275-4	7-188275-6 6 POSITION 0-188275-6	7-188275-8 8 POSITION 0-188275-8	8-188275-0 10 POSITION 1-188275-0
--	--	--	---



8-188275-2 12 POSITION 1-188275-2	8-188275-4 14 POSITION 1-188275-4	8-188275-6 16 POSITION 1-188275-6	8-188275-8 18 POSITION 1-188275-8	9-188275-0 20 POSITION 2-188275-0
---	---	---	---	---



<small>THIS DRAWING IS A CONTROLLED DOCUMENT FOR TYCO ELECTRONICS CORPORATION. IT IS SUBJECT TO CHANGE AND THE CONTROLLING ENGINEERING ORGANIZATION SHOULD BE CONTACTED FOR THE LATEST REVISION.</small>		DWN	M. GOSSELINK	Tyco Electronics Corporation 's-Hertogenbosch, Nederland	
DIMENSIONS: mm		CHK	-	NAME	
		APVD	-	PRODUCT SPEC	
TOLERANCES UNLESS OTHERWISE SPECIFIED: 0 PLC ± 1 PLC ±0,1 2 PLC ±0,05 3 PLC ± 4 PLC ± ANGLES ± MATERIAL - FINISH -		APPLICATION SPEC	108-19052	CONNECTOR, FEMALE-ON-BOARD TOP-ENTRY, SMD, Micro-MaTch	
		WEIGHT	-	SIZE	RESTRICTED TO
		CUSTOMER DRAWING	-	A3	-
				CAGE CODE	DRAWING NO
				00779	C-188275
				SCALE	SHEET 2 OF 2 REV S

AMP 1470-19 REV 31MAR2000