THIS DRAWING IS UNPUBLISHED. RELEASED FOR PUBLICATION: -19 - -
© COPYRIGHT 19 BY AMP INCORPORATED. ALL RIGHTS RESERVED.

LOC	DISP
CM	00

REVISIONS

REV	LTR	DESCRIPTION	DATE	DWN	APVD
	H	REV & REDWN PER EC 063B-0222-99	07-JAN-00	LM	EC

1. PARTS COMPLY TO AMP SOLDERABILITY SPECIFICATION 109-11-3.
2. CIRCUIT IDENTIFICATION CHARACTERS ARE ADJACENT TO THE INDICATED CAVITIES, BUT LOCATION AND ORIENTATION MAY DIFFER FROM PRINT.
3. DIMENSIONS IN BRACKETS ARE IN INCHES.

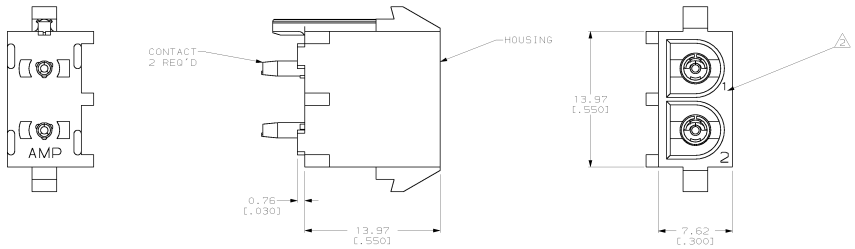

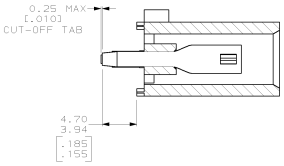

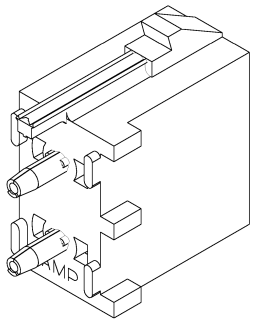

3-DIMENSIONAL MODEL
NTS

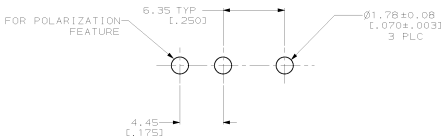

RECOMMENDED MOUNTING HOLE PATTERN
FOR 1.57 [.062] THICK P.C. BOARD

PHOSPHOR BRONZE, PRE-TIN	NYLON, UL94V-2, NATURAL	643411-1
PIN CONTACT MATERIAL AND FINISH	HOUSING MATERIAL	PART NO

THIS DRAWING IS A CONTROLLED DOCUMENT.

DIMENSIONS: mm [INCHES]

TOLERANCES UNLESS OTHERWISE SPECIFIED:
0 PLC ±-
1 PLC ±-
2 PLC ±0.13 [.005]
3 PLC ±-
4 PLC ±-
ANGLES ±0°30'

MATERIAL SEE TABLE
FINISH SEE TABLE

DWN 05-JAN-2000 LM McEADIN
CK 07-JAN-2000 J.V. COBLE
APVD 07-JAN-2000 R.A. COBLE
PRODUCT SPEC –
APPLICATION SPEC –
WEIGHT –
CUSTOMER DRAWING

AMP Incorporated
Harrisburg, PA 17105-3608

NAME SOCKET HEADER ASSEMBLY, POLARIZED, 2 CIRCUIT UNIVERSAL MATE-N-LOK™

SIZE A1 CAGE CODE 00779 DRAWING NO C-643411

SCALE 5:1 SHEET 1 OF 1 REV H

METRIC

AMP 4805 REV 23FEB95

07-JAN-00 17:48:52 amp43354 /home/amp43354/ec99-222

Downloaded from Elcodis.com electronic components distributor