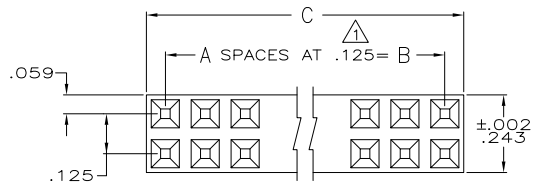
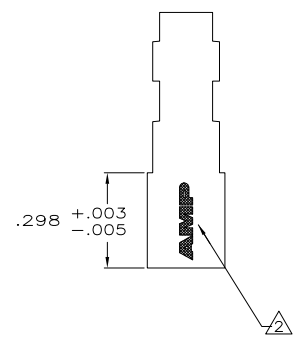
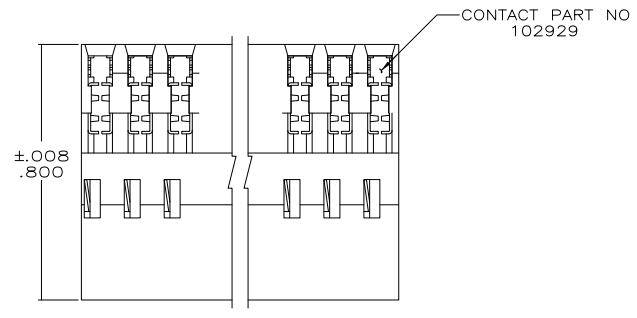


- △ CAVITY LOCATION DIMENSIONS INCREASE IN INCREMENTS OF .125 - TOLERANCE NON-CUMULATIVE
- △ AMP LOGO MOLDED IN APPROXIMATE AREA SHOWN.
- △ .000050 GOLD IN CONTACT AREA, .000100-.000200 TIN ON THE TERMINATION AREA, ALL OVER .000050 NICKEL
- △ .000030 GOLD IN CONTACT AREA, .000100-.000200 TIN ON THE TERMINATION AREA, ALL OVER .000050 NICKEL.



△	1.868	1.750	14	30	5-5102935-7
△	2.493	2.375	19	40	3-5102935-6
△	1.993	1.875	15	32	2-5102935-8
△	1.493	1.375	11	24	1-5102935-9
△	1.243	1.125	7	20	1-5102935-6
△	.993	.875	9	16	1-5102935-2
△	.743	.625	5	12	5102935-8
△	.618	.500	4	10	5102935-6
△	.493	.375	3	8	5102935-4

REMARKS	FINISH	C	B	A	NO OF POSN	ASSEMBLY PART NUMBER
---------	--------	---	---	---	------------	----------------------

THIS DRAWING IS A CONTROLLED DOCUMENT. **TE Connectivity**

DESIGNED BY	APPROVED BY	DATE
DRIVEN/TESTED BY	REVISIONS	
OPERATION SPEC	SIZE	DATE
ISSUED BY	ISSUED DATE	ISSUED TO
CUSTOMER DRAWING	A100779	Q=5102935