

4

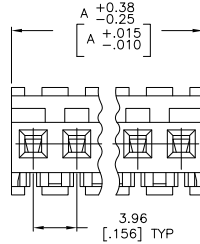
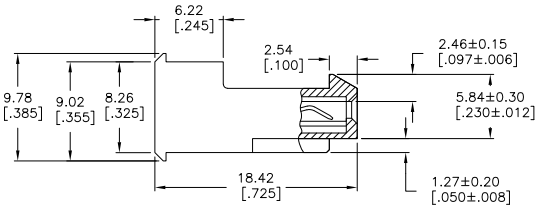
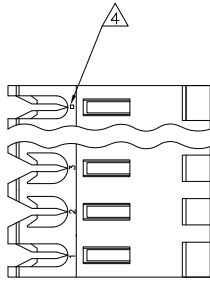
3

2

1

THIS DRAWING IS UNPUBLISHED. RELEASED FOR PUBLICATION
 BY TYCO ELECTRONICS CORPORATION. ALL RIGHTS RESERVED.

LOC	DIST	REVISIONS					
CM	00	F	LR	DESCRIPTION	DATE	BY	APPD
		L		ECO-07-012872	15JUN07	KW	DB
		L1		REVISED PER ECO-09-022908	08OCT09	KK	AEG



- 1 MATERIAL: CONNECTOR - NYLON UL94V-2 (YELLOW).
CONTACTS - 0.00076 [.000030] GOLD IN CONTACT AREA WITH BRIGHT TIN-LEAD FOR 641228-2 THRU 2-641228-4, MATTE WHISKER MITIGATED TIN FOR 3-641228-2 THRU 5-641228-4 OVER NICKEL UNDERPLATE.
- 2. CONTACTS ACCEPT 20 AWG WIRE WITH 2.41[.095] MAX INSULATION DIAMETER.
- 3. CONTACTS MUST ACCEPT 1.14±0.03 [.045±.001] SQUARE POST AND REMAIN LOCKED IN POSITION.
- 4 IDENTIFICATION NUMBER FOR LAST CIRCUIT MAY NOT APPEAR ON ALL ASSEMBLIES.
- 5. DIMENSIONS IN BRACKETS ARE IN INCHES.
- 6. HOUSING FEATURES ARE: FEED-THRU WITH LOCKING RAMP.
- 7 OBSOLETE PARTS: OBSOLETE CIS STREAMLINING PER D.RENAUD/D.SINIS

95.10 [3.744]	24	5-641228-4
91.14 [3.588]	23	5-641228-3
87.17 [3.432]	22	5-641228-2
83.21 [3.276]	21	5-641228-1
79.25 [3.120]	20	5-641228-0
75.29 [2.964]	19	4-641228-9
71.32 [2.808]	18	4-641228-8
67.36 [2.652]	17	4-641228-7
63.40 [2.496]	16	4-641228-6
59.44 [2.340]	15	4-641228-5
55.47 [2.184]	14	4-641228-4
51.51 [2.028]	13	4-641228-3
47.55 [1.872]	12	4-641228-2
43.59 [1.716]	11	4-641228-1
39.62 [1.560]	10	4-641228-0
35.66 [1.404]	9	3-641228-9
31.70 [1.248]	8	3-641228-8
27.74 [1.092]	7	3-641228-7
23.77 [0.936]	6	3-641228-6
19.81 [0.780]	5	3-641228-5
15.85 [0.624]	4	3-641228-4
11.89 [0.468]	3	3-641228-3
7.92 [0.312]	2	3-641228-2
95.10 [3.744]	24	2-641228-4
91.14 [3.588]	23	2-641228-3
87.17 [3.432]	22	2-641228-2
83.21 [3.276]	21	2-641228-1
79.25 [3.120]	20	2-641228-0
75.29 [2.964]	19	1-641228-9
71.32 [2.808]	18	1-641228-8
67.36 [2.652]	17	1-641228-7
63.40 [2.496]	16	1-641228-6
59.44 [2.340]	15	1-641228-5
55.47 [2.184]	14	1-641228-4
51.51 [2.028]	13	1-641228-3
47.55 [1.872]	12	1-641228-2
43.59 [1.716]	11	1-641228-1
39.62 [1.560]	10	1-641228-0
35.66 [1.404]	9	641228-9
31.70 [1.248]	8	641228-8
27.74 [1.092]	7	641228-7
23.77 [0.936]	6	641228-6
19.81 [0.780]	5	641228-5
15.85 [0.624]	4	641228-4
11.89 [0.468]	3	641228-3
7.92 [0.312]	2	641228-2

▲ SUPERCEDED

▲ SUPERCEDED



THIS DRAWING IS A CONTROLLED DOCUMENT.

DIMENSIONS: mm [INCHES]	TOLERANCES UNLESS OTHERWISE SPECIFIED:	DRN: S. LEWIS 12 MAR 98	CHK: R. SWING 12 MAR 98	APPRO: D. CLARK 12 MAR 98	NAME: Tyco Electronics Corporation
0 PLC ± .010	1 PLC ± .005	2 PLC ± .003	3 PLC ± .002	4 PLC ± .001	5 PLC ± .0005
ANGLES: ± 30°	FINISH: ▲	PRODUCT SPEC: 108-1051	APPLICATION SPEC: 114-1020	WEIGHT: -	SIZE: CASE CODE: DRAWING NO: A200779C-641228
CUSTOMER DRAWING				SCALE: 4:1	SHEET 1 OF 1 REV L1

MTA-156 CONNECTOR ASSEMBLY, 20 AWG, STANDARD