THIS DRAWING IS UNPUBLISHED. RELEASED FOR PUBLICATION -.-.-
© COPYRIGHT - BY TYCO ELECTRONICS CORPORATION. ALL RIGHTS RESERVED.

UOC	DIST
CM	0

REVISIONS

P	LTR	DESCRIPTION	DATE	DRN	APVD
	G	REVISED PER ECO-08-028919	15APR08	HMR	DB
	G1	REVISED PER ECO-09-021510	14SEP09	KK	AEG

1 MATERIAL: CONNECTOR– NYLON UL94V–2 (YELLOW).
CONTACTS– 0.30 [.012] THK COPPER ALLOY
(BRIGHT TIN–LEAD 0.00203 [.000080] MIN THK).
(MATTE TIN 0.00203 [.000080] MIN THK).

2 CONTACTS ACCEPT #20 AWG SOLID, FUSED STRANDED OR STRANDED (7 STRANDS) WIRE WITH 2.41 [.095] MAX INSULATION DIA.

3 BOW, IN ANY DIRECTION, NOT TO EXCEED 0.15 [.006] PER IN.

4 HOUSING FEATURES: FEED–THRU.

5 DIMENSIONS IN BRACKETS ARE IN INCHES.

△3 OBSOLETE PARTS: OBSOLETE CIS STREAMLINING PER D.RENAUD/D.SINISI

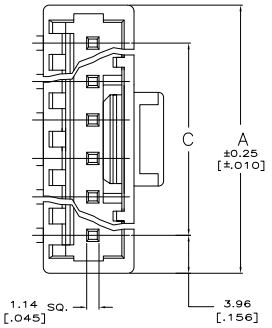

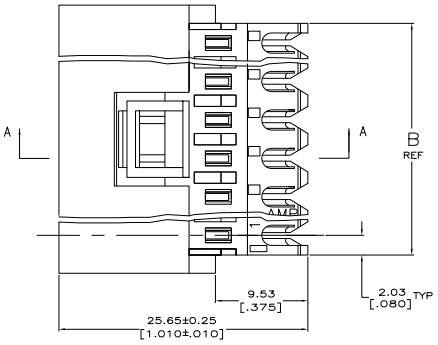

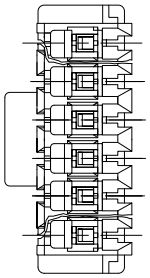

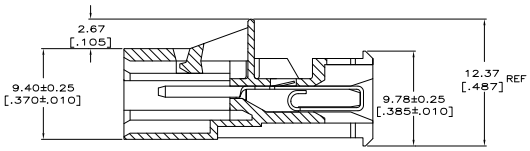

SECTION A–A

	FINISH	C	B	A	NO. OF CIRCUITS	PART NUMBER
	TIN	91.14 [3.588]	95.20 [3.748]	99.06 [3.900]	24	5–641523–4
		55.47 [2.184]	59.54 [2.344]	63.40 [2.496]	15	4–641523–5
		43.59 [1.716]	47.65 [1.876]	51.51 [2.028]	12	4–641523–2
		31.70 [1.248]	35.76 [1.408]	39.62 [1.560]	9	3–641523–9
		19.81 [.780]	23.88 [.940]	27.74 [1.092]	6	3–641523–6
		11.89 [.468]	15.95 [.628]	19.81 [.780]	4	3–641523–4
		7.92 [.312]	11.99 [.472]	15.85 [.624]	3	3–641523–3
		3.96 [.156]	8.03 [.316]	11.89 [.468]	2	3–641523–2
	TIN–LEAD	91.14 [3.588]	95.20 [3.748]	99.06 [3.900]	24	2–641523–4
△3 SUPERCEDED		55.47 [2.184]	59.54 [2.344]	63.40 [2.496]	15	~~1–641523–5~~
△3 SUPERCEDED		43.59 [1.716]	47.65 [1.876]	51.51 [2.028]	12	~~1–641523–2~~
△3 SUPERCEDED		31.70 [1.248]	35.76 [1.408]	39.62 [1.560]	9	~~641523–9~~
△3 SUPERCEDED		19.81 [.780]	23.88 [.940]	27.74 [1.092]	6	~~641523–6~~
△3 SUPERCEDED		11.89 [.468]	15.95 [.628]	19.81 [.780]	4	~~641523–4~~
△3 SUPERCEDED		7.92 [.312]	11.99 [.472]	15.85 [.624]	3	~~641523–3~~
△3 SUPERCEDED		3.96 [.156]	8.03 [.316]	11.89 [.468]	2	~~641523–2~~

THIS DRAWING IS A CONTROLLED DOCUMENT.

DRN K. SALMON 10–22–91
CHK R. SWING 10–22–91
APVD –

Tyco Electronics Corporation
Harrisburg, PA 17105–3608

DIMENSIONS: mm [INCHES]
TOLERANCE UNLESS OTHERWISE SPECIFIED:
0 PLC ± –
1 PLC ± –
2 PLC ± 0.13 [.005]
3 PLC ± –
4 PLC ± –
ANGLES ± –

NAME
MTA–156
POSTED CONNECTOR ASSEMBLY,
20 AWG

PRODUCT SPEC –
APPLICATION SPEC –
WEIGHT –
MATERIAL SEE NOTE 1
FINISH SEE NOTE 1

SIZE A1 CAGE CODE 00779 DRAWING NO C–641523 RESTRICTED TO –

CUSTOMER DRAWING SCALE 5:1 SHEET 1 OF 1 REV G1

AMP 4805 REV 31MR2000

Downloaded from Elcodis.com electronic components distributor