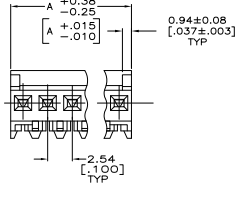
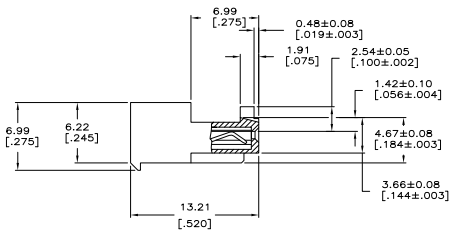
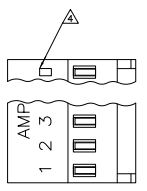


| REV | DATE | DESCRIPTION | BY | CHK | APP |
|-----|------|--------------------------|----|-----|-----|
| 00 | | | | | |
| 01 | | REVISED PER EDD-11-00927 | | | |



- △ MATERIAL: CONNECTOR- NYLON UL94V-2 (GREEN). CONTACTS-0.30 [.012] THICK COPPER ALLOY 0.00076 [.000030] GOLD IN CONTACT AREA WITH BRIGHT TIN-LEAD FOR 644044-2 THRU 2-644044-8. MATTE WHISKER MITIGATED TIN FOR 3-644044-2 THRU 5-644044-8 OVER NICKEL UNDERPLATE.
- 2. CONTACTS ACCEPT 28 AWG WIRE WITH 1.52 [.060] MAX INSULATION DIAMETER.
- 3. CONTACTS MUST ACCEPT 0.64±0.03 [.025±.001] SQUARE POST AND REMAIN LOCKED IN POSITION.
- △ IDENTIFICATION NUMBER FOR LAST CIRCUIT MAY NOT APPEAR ON ALL ASSEMBLIES.
- 5. DIMENSIONS IN BRACKETS ARE IN INCHES.
- 6. HOUSING FEATURES ARE: CLOSED END WITH LOCKING RAMP AND WITH POLARIZING TAB.
- △ OBSOLETE PARTS: OBSOLETE CIS STREAMLINING PER D.RENAUD/D.SINISI

| LEAD FREE | | | | |
|-----------|-------------|----------|------------|--|
| DIM A | NO. OF POSN | ASSEMBLY | | |
| 35.56 | [1.400] | 14 | 4-644044-4 | |
| 33.02 | [1.300] | 13 | 4-644044-3 | |
| 30.48 | [1.200] | 12 | 4-644044-2 | |
| 27.94 | [1.100] | 11 | 4-644044-1 | |
| 25.40 | [1.000] | 10 | 4-644044-0 | |
| 22.86 | [.900] | 9 | 3-644044-9 | |
| 20.32 | [.800] | 8 | 3-644044-8 | |
| 17.78 | [.700] | 7 | 3-644044-7 | |
| 15.24 | [.600] | 6 | 3-644044-6 | |
| 12.70 | [.500] | 5 | 3-644044-5 | |
| 10.16 | [.400] | 4 | 3-644044-4 | |
| 7.62 | [.300] | 3 | 3-644044-3 | |
| 5.08 | [.200] | 2 | 3-644044-2 | |

| CONTAINS LEAD | | | | |
|---------------|-------------|----------|--------------|--|
| DIM A | NO. OF POSN | ASSEMBLY | | |
| 35.56 | [1.400] | 14 | △ 1-644044-4 | |
| 33.02 | [1.300] | 13 | △ 1-644044-3 | |
| 30.48 | [1.200] | 12 | △ 1-644044-2 | |
| 27.94 | [1.100] | 11 | △ 1-644044-1 | |
| 25.40 | [1.000] | 10 | 1-644044-0 | |
| 22.86 | [.900] | 9 | △ 644044-9 | |
| 20.32 | [.800] | 8 | 644044-8 | |
| 17.78 | [.700] | 7 | △ 644044-7 | |
| 15.24 | [.600] | 6 | △ 644044-6 | |
| 12.70 | [.500] | 5 | △ 644044-5 | |
| 10.16 | [.400] | 4 | △ 644044-4 | |
| 7.62 | [.300] | 3 | 644044-3 | |
| 5.08 | [.200] | 2 | 644044-2 | |



THIS DRAWING IS A CONTROLLED DOCUMENT.

DESIGNER: J. HOOVER (41-001-0001)
 CHECKED: J. BOSSI (41-001-0001)
 DATE: 108-1050
 DRAWING NO: 114-1019
 PROJECT: A100779 (644044)

TE Connectivity
 MTA .100 CONNECTOR ASSEMBLY
 28 AWG, STANDARD

CUSTOMER DRAWING