

4

3

2

1

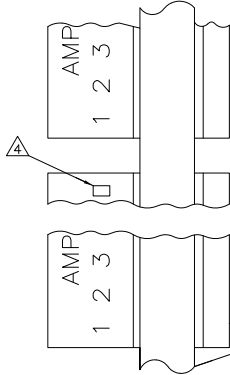
THIS DRAWING IS UNPUBLISHED. RELEASED FOR PUBLICATION.
 © COPYRIGHT - By - ALL RIGHTS RESERVED.

LOC	DIST	REVISIONS			
F	LNK	DESCRIPTION	DATE	BY	APPD
CM	00				
	P2	REVISED PER ECO-11-004820	11MAR11	RK	HMR

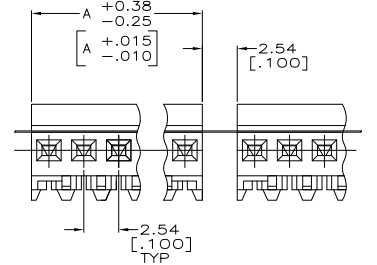
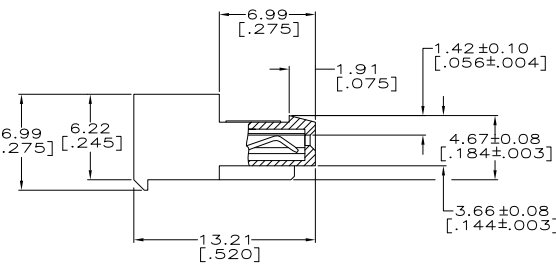
YES	71.12	[2.800]	28	5-640468-8
YES	68.58	[2.700]	27	5-640468-7
YES	66.04	[2.600]	26	5-640468-6
YES	63.50	[2.500]	25	5-640468-5
YES	60.96	[2.400]	24	5-640468-4
YES	58.42	[2.300]	23	5-640468-3
YES	55.88	[2.200]	22	5-640468-2
YES	53.34	[2.100]	21	5-640468-1
YES	50.80	[2.000]	20	5-640468-0
YES	48.26	[1.900]	19	4-640468-9
YES	45.72	[1.800]	18	4-640468-8
YES	43.18	[1.700]	17	4-640468-7
YES	40.64	[1.600]	16	4-640468-6
YES	38.10	[1.500]	15	4-640468-5
YES	35.56	[1.400]	14	4-640468-4
YES	33.02	[1.300]	13	4-640468-3
YES	30.48	[1.200]	12	4-640468-2
YES	27.94	[1.100]	11	4-640468-1
YES	25.40	[1.000]	10	4-640468-0
YES	22.86	[.900]	9	3-640468-9
YES	20.32	[.800]	8	3-640468-8
YES	17.78	[.700]	7	3-640468-7
YES	15.24	[.600]	6	3-640468-6
YES	12.70	[.500]	5	3-640468-5
YES	10.16	[.400]	4	3-640468-4
YES	7.62	[.300]	3	3-640468-3
YES	5.08	[.200]	2	3-640468-2

NO	71.12	[2.800]	28	2-640468-8
NO	68.58	[2.700]	27	2-640468-7
NO	66.04	[2.600]	26	2-640468-6
NO	63.50	[2.500]	25	2-640468-5
NO	60.96	[2.400]	24	2-640468-4
NO	58.42	[2.300]	23	2-640468-3
NO	55.88	[2.200]	22	2-640468-2
NO	53.34	[2.100]	21	2-640468-1
NO	50.80	[2.000]	20	2-640468-0
NO	48.26	[1.900]	19	1-640468-9
NO	45.72	[1.800]	18	1-640468-8
NO	43.18	[1.700]	17	1-640468-7
NO	40.64	[1.600]	16	1-640468-6
NO	38.10	[1.500]	15	1-640468-5
NO	35.56	[1.400]	14	1-640468-4
NO	33.02	[1.300]	13	1-640468-3
NO	30.48	[1.200]	12	1-640468-2
NO	27.94	[1.100]	11	1-640468-1
NO	25.40	[1.000]	10	1-640468-0
NO	22.86	[.900]	9	640468-9
NO	20.32	[.800]	8	640468-8
NO	17.78	[.700]	7	640468-7
NO	15.24	[.600]	6	640468-6
NO	12.70	[.500]	5	640468-5
NO	10.16	[.400]	4	640468-4
NO	7.62	[.300]	3	640468-3
NO	5.08	[.200]	2	640468-2

SUPERCEDED



- 1 MATERIAL: CONNECTOR - NYLON UL94-V2 (RED)
CONTACTS - 0.30[.012] THICK COPPER ALLOY
BRIGHT TIN-LEAD 0.00203[.000080] MIN. THICK
FOR CONTACTS 640468-2 THRU 2-640468-8.
MATTE WHISKER MITIGATED TIN PLATE 0.00203[.000080] MIN. THICK
OVER NICKEL UNDERPLATE FOR CONTACTS 3-640468-2 THRU 5-640468-8.
 - 2. CONTACTS ACCEPT 22 AWG WIRE WITH 1.52[.060] MAX INSULATION DIAMETER.
 - 3. CONTACTS MUST ACCEPT 0.64±0.03[.025 ±.001] SQUARE POST AND REMAIN LOCKED IN POSITION.
 - 4 IDENTIFICATION NUMBER FOR LAST CIRCUIT MAY NOT APPEAR ON ALL ASSEMBLIES.
 - 5. DIMENSIONS IN BRACKETS ARE IN INCHES.
 - 6. HOUSING FEATURES ARE: CLOSED END WITH LOCKING RAMP.
- OBsolete PARTS: OBSOLETE CIS STREAMLINING PER D.RENAUD/D.SINISI



METRIC

THIS DRAWING IS A CONTROLLED DOCUMENT.

DIMENSIONS: mm [INCHES]	TOLERANCES UNLESS OTHERWISE SPECIFIED: 0 P.L.C. ± .005 1 P.L.C. ± .005 2 P.L.C. ± .005 3 P.L.C. ± .010 [0.005] 4 P.L.C. ± .010 [0.005] ANGLES FINISH	DRN S. CARPENTER 08AU22003 CHK D. BOSSI 08AU22003 APP D. BOSSI 08AU22003 PRODUCT SPEC: 108-1050 APPLICATION SPEC: 114-1019 WEIGHT	TE TE Connectivity MTA-100 CONNECTOR ASSEMBLY, 22 AWG, STANDARD, TAPE MOUNTED	SIZE CASE CODE DRAWING NO A2 00779 C-640468	RESTRICTED TO -
----------------------------	---------------------------------------------------------------------------------------------------------------------------------------------------------------------------	--------------------------------------------------------------------------------------------------------------------------------------------------	-----------------------------------------------------------------------------------------------	------------------------------------------------	--------------------

CUSTOMER DRAWING SCALE 5:1 SHEET 1 of 1 REV P2

1471-9 (3/11)

640468

B

A