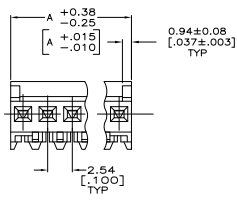
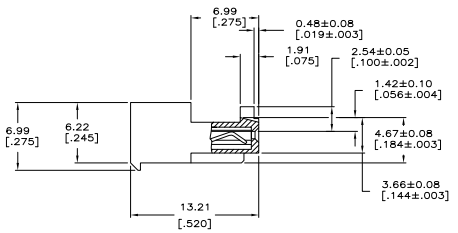
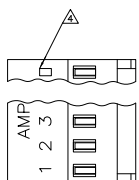


THIS DRAWING IS UNPUBLISHED
 ALL RIGHTS RESERVED

REV	DATE	DESCRIPTION	BY	CHK	APP
00					
C2		REVISED PER EDD-11-004917			



- 1 MATERIAL: CONNECTOR-NYLON UL94V-2 (BLUE). CONTACTS-0.30 [.012] THICK COPPER ALLOY 0.00076 [.000030] GOLD IN CONTACT AREA WITH BRIGHT TIN-LEAD FOR 644043-2 THRU 1-644043-4, MATTE WHISKER MITIGATED TIN FOR 3-644043-2 THRU 4-644043-4 OVER NICKEL UNDERPLATE.
- 2. CONTACTS ACCEPT 26 AWG WIRE WITH 1.52 [.060] MAX INSULATION DIAMETER.
- 3. CONTACTS MUST ACCEPT 0.64±0.03 [.025±.001] SQUARE POST AND REMAIN LOCKED IN POSITION.
- 4 IDENTIFICATION NUMBER FOR LAST CIRCUIT MAY NOT APPEAR ON ALL ASSEMBLIES.
- 5. DIMENSIONS IN BRACKETS ARE IN INCHES.
- 6. HOUSING FEATURES ARE: CLOSED END WITH LOCKING RAMP AND WITH POLARIZING TAB.
- 7 OBSOLETE PARTS: OBSOLETE CIS STREAMLINING PER D.RENAUD/D.SINISI

LEAD FREE			
DIM A	NO. OF POSN	ASSEMBLY	
35.56	[1.400]	14	4-644043-4
33.02	[1.300]	13	4-644043-3
30.48	[1.200]	12	4-644043-2
27.94	[1.100]	11	4-644043-1
25.40	[1.000]	10	4-644043-0
22.86	[.900]	9	3-644043-9
20.32	[.800]	8	3-644043-8
17.78	[.700]	7	3-644043-7
15.24	[.600]	6	3-644043-6
12.70	[.500]	5	3-644043-5
10.16	[.400]	4	3-644043-4
7.62	[.300]	3	3-644043-3
5.08	[.200]	2	3-644043-2

CONTAINS LEAD			
DIM A	NO. OF POSN	ASSEMBLY	
35.56	[1.400]	14	1-644043-4
33.02	[1.300]	13	1-644043-3
30.48	[1.200]	12	1-644043-2
27.94	[1.100]	11	1-644043-1
25.40	[1.000]	10	1-644043-0
22.86	[.900]	9	644043-9
20.32	[.800]	8	644043-8
17.78	[.700]	7	644043-7
15.24	[.600]	6	644043-6
12.70	[.500]	5	644043-5
10.16	[.400]	4	644043-4
7.62	[.300]	3	644043-3
5.08	[.200]	2	644043-2

METRIC

THIS DRAWING IS A CONTROLLED DOCUMENT.

DESIGNER: J. BOSSU
 CHECKED: J. BOSSU
 DATE: 108-1050
 REV: 114-1019

TE Connectivity
 MTA .100 CONNECTOR ASSEMBLY
 26 AWG, STANDARD

100779 ©644043

CUSTOMER DRAWING