

4

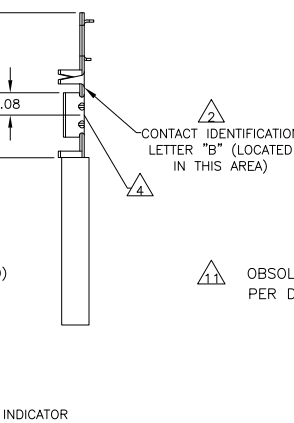
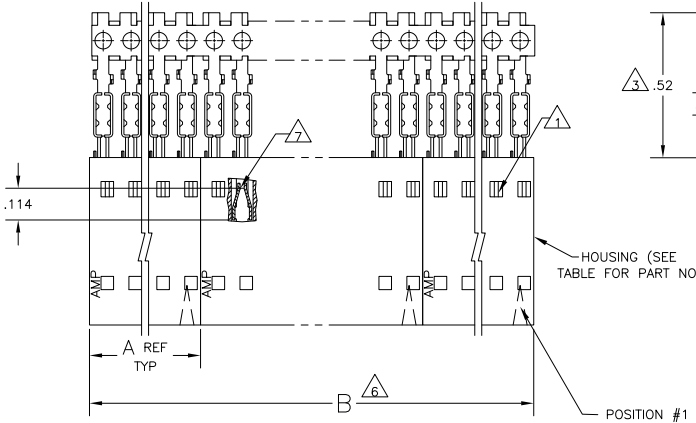
3

2

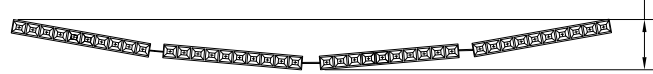
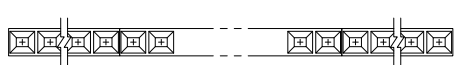
1

THIS DRAWING IS UNPUBLISHED. RELEASED FOR PUBLICATION. ALL RIGHTS RESERVED.

LOC	DIST	REVISIONS					
AD	00	P	LTR	DESCRIPTION	DATE	BY	APPD
		K2		REVISED PER ECO-11-004820	11MAR11	RK	HMR



OBsolete PARTS: OBSOLETE CIS STREAMLINING PER D.RENAUD/D.SINISI



OBsolete	2	2.40	1.198	1-103688-1	12	6-103974-1
OBsolete	2	2.20	1.098	1-103688-0	11	6-103974-0
OBsolete	2	2.00	.998	103688-9	10	5-103974-9
OBsolete	2	1.80	.898	103688-8	9	5-103974-8
	2	1.60	.798	103688-7	8	5-103974-7
	2	1.40	.698	103688-6	7	5-103974-6
	4	2.39	.598	103688-5	6	5-103974-5
	4	1.99	.498	103688-4	5	5-103974-4
	5	1.99	.398	103688-3	4	5-103974-3
	8	2.40	.298	103688-2	3	5-103974-2
	10	2.00	.198	103688-1	2	5-103974-1
	2	2.40	1.198	1-103688-1	12	1-103974-1
OBsolete	2	2.20	1.098	1-103688-0	11	1-103974-0
	2	2.00	.998	103688-9	10	103974-9
OBsolete	2	1.80	.898	103688-8	9	103974-8
	2	1.60	.798	103688-7	8	103974-7
	2	1.40	.698	103688-6	7	103974-6
	4	2.39	.598	103688-5	6	103974-5
	4	1.99	.498	103688-4	5	103974-4
	5	1.99	.398	103688-3	4	103974-3
	8	2.40	.298	103688-2	3	103974-2
	10	2.00	.198	103688-1	2	103974-1
PLATING		B	A	HOUSING PART NUMBER	NO OF POSN	ASSEMBLY PART NUMBER ON STRIP

- 1 CONTACTS ARE LATCHED INTO THE PRELOAD WINDOWS
- 2 USE WITH #22-#26 AWG WIRE SIZE, .054/.030 INSULATION DIAMETER, .015 MAXIMUM INSULATION THICKNESS
- 3 THE DIMENSION APPLIES WITH THE FORWARD PRELOAD STOP IN CONTACT WITH THE HOUSING SURFACE
- 4 POINT OF MEASUREMENT FOR PLATING THICKNESS
- 5 FOR INDIVIDUAL ASSEMBLIES SEE PART NUMBER 103687
- 6 ASSEMBLIES ARE JOINED BY THE CARRIER STRIP. ORDER QUANTITY REFLECTS TOTAL NUMBER OF INDIVIDUAL ASSEMBLIES REQUIRED. SEE TABLE FOR NUMBER OF ASSEMBLIES PER STRIP.
- 7 POINT OF MEASUREMENT FOR PLATING THICKNESS (INSIDE BEAMS)
- 8 MAXIMUM ALLOWABLE BOW OF ASSEMBLY NOT TO EXCEED.055.
- 9 CONTACTS: .000100-.000200 BRIGHT TIN-LEAD OVER .000050 NICKEL.
- 10 CONTACTS: .000100-.000200 MATTE TIN OVER .000050 NICKEL.

THIS DRAWING IS A CONTROLLED DOCUMENT. DATE: 05 NOV 1986

DESIGNED BY: L. MAYER  
 CHECKED BY: P. C. DEJONG  
 APPROVED BY: P. C. DEJONG

TE Connectivity  
 RCPT ASSY, AMPMODU MTE, SINGLE ROW, .100 CL.  
 FOR NO 22-NO 26 AWG WIRE SIZE, STRIP FORM

PRODUCT SPEC: 108-25034  
 APPLICATION SPEC: 114-25026  
 PART NUMBER: A200779C=103974

SCALE: 4:1 SHEET: 1 of 1 REV: K2