

4

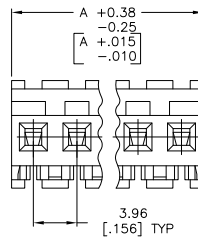
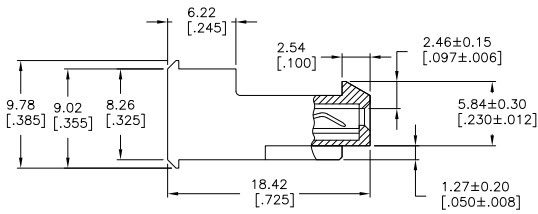
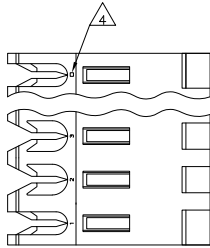
3

2

1

THIS DRAWING IS UNPUBLISHED. RELEASED FOR PUBLICATION. ALL RIGHTS RESERVED.

LOC	DIST	REVISIONS			
F	LNK	DESCRIPTION	DATE	BY	APPD
CM	54	Z2	REVISED PER ECO-11-004820	11MAR11	RK HMR



- ⚠ MATERIAL: CONNECTOR - NYLON UL94V-2 (WHITE).
CONTACTS - 0.30[0.012] THICK COPPER ALLOY (BRIGHT TIN-LEAD 0.00203[0.000080] MIN. THICK FOR CONTACTS 640602-2 THRU 2-640602-4) (MATTE WHISKER MITIGATED TIN 0.00203[0.000080] MIN THICKNESS OVER NICKEL UNDERPLATE FOR 3-640602-2 THRU 5-640602-4).
- 2. CONTACTS ACCEPT 24 AWG WIRE WITH 2.41[0.095] MAX INSULATION DIAMETER.
- 3. CONTACTS MUST ACCEPT 1.14±0.03[0.045±0.001] SQUARE POST AND REMAIN LOCKED IN POSITION.
- 4 IDENTIFICATION NUMBER FOR LAST CIRCUIT MAY NOT APPEAR ON ALL ASSEMBLIES.
- 5. DIMENSIONS IN BRACKETS ARE IN INCHES.
- 6. HOUSING FEATURES ARE: FEED-THRU WITH LOCKING RAMP.
- ⚠ OBSOLETE PARTS: OBSOLETE CIS STREAMLINING PER D.RENAUD/D.SINISI

95.10	[3.744]	24	5-640602-4
91.14	[3.588]	23	5-640602-3
87.17	[3.432]	22	5-640602-2
83.21	[3.276]	21	5-640602-1
79.25	[3.120]	20	5-640602-0
75.29	[2.964]	19	4-640602-9
71.32	[2.808]	18	4-640602-8
67.36	[2.652]	17	4-640602-7
63.40	[2.496]	16	4-640602-6
59.44	[2.340]	15	4-640602-5
55.47	[2.184]	14	4-640602-4
51.51	[2.028]	13	4-640602-3
47.55	[1.872]	12	4-640602-2
43.59	[1.716]	11	4-640602-1
39.62	[1.560]	10	4-640602-0
35.66	[1.404]	9	3-640602-9
31.70	[1.248]	8	3-640602-8
27.74	[1.092]	7	3-640602-7
23.77	[0.936]	6	3-640602-6
19.81	[0.780]	5	3-640602-5
15.85	[0.624]	4	3-640602-4
11.89	[0.468]	3	3-640602-3
7.92	[0.312]	2	3-640602-2
95.10	[3.744]	24	2-640602-4
91.14	[3.588]	23	2-640602-3
87.17	[3.432]	22	2-640602-2
83.21	[3.276]	21	2-640602-1
79.25	[3.120]	20	2-640602-0
75.29	[2.964]	19	1-640602-9
71.32	[2.808]	18	1-640602-8
67.36	[2.652]	17	1-640602-7
63.40	[2.496]	16	1-640602-6
59.44	[2.340]	15	1-640602-5
55.47	[2.184]	14	1-640602-4
51.51	[2.028]	13	1-640602-3
47.55	[1.872]	12	1-640602-2
43.59	[1.716]	11	1-640602-1
39.62	[1.560]	10	1-640602-0
35.66	[1.404]	9	640602-9
31.70	[1.248]	8	640602-8
27.74	[1.092]	7	640602-7
23.77	[0.936]	6	640602-6
19.81	[0.780]	5	640602-5
15.85	[0.624]	4	640602-4
11.89	[0.468]	3	640602-3
7.92	[0.312]	2	640602-2
DIM A		NO OF CIRCUITS	PART NO

METRIC

THIS DRAWING IS A CONTROLLED DOCUMENT. DIM ST. LEWIS 12FEB91
CHK. R. SWING 12FEB91
D. CLARK 19FEB91

DIMENSIONS: mm [INCHES]

0 PLG ± -
1 PLG ± -
2 PLG ± -
3 PLG ± 0.13 [005]
4 PLG ± -
ANGLES ± -
FINISH

108-1051
APPLICATION SPEC: 114-1020
WEIGHT: -

TE Connectivity
MTA-156 CONNECTOR ASSEMBLY, 24 AWG, STANDARD

SIZE: A2 CASE CODE: 00779 DRAWING NO: C=640602
CUSTOMER DRAWING SCALE: 4:1 SHEET: 1 of 1 REV: Z2