

4

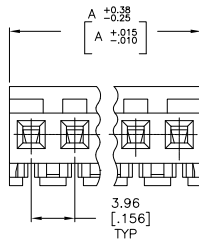
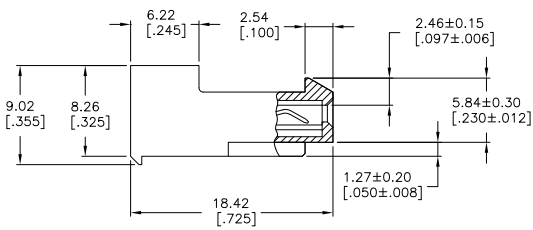
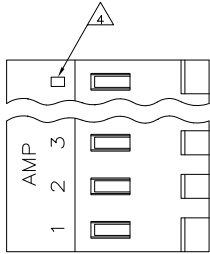
3

2

1

THIS DRAWING IS UNPUBLISHED. RELEASED FOR PUBLICATION. ALL RIGHTS RESERVED.

LOC	DIST	REVISIONS			
F	LNK	DESCRIPTION	DATE	BY	APPD
CM	OO	S2	REVISED PER ECO-11-004587	11MAR11	RK HMR



95.10[3.744]	24	5-640427-4	
91.13[3.588]	23	5-640427-3	
87.17[3.432]	22	5-640427-2	
83.21[3.276]	21	5-640427-1	
79.25[3.120]	20	5-640427-0	
75.29[2.964]	19	4-640427-9	
71.32[2.808]	18	4-640427-8	
67.36[2.652]	17	4-640427-7	
63.40[2.496]	16	4-640427-6	
59.44[2.340]	15	4-640427-5	
55.47[2.184]	14	4-640427-4	
51.51[2.028]	13	4-640427-3	
47.55[1.872]	12	4-640427-2	
43.59[1.716]	11	4-640427-1	
39.62[1.560]	10	4-640427-0	
35.66[1.404]	9	3-640427-9	
31.70[1.248]	8	3-640427-8	
27.74[1.092]	7	3-640427-7	
23.77[.936]	6	3-640427-6	
19.81[.780]	5	3-640427-5	
15.85[.624]	4	3-640427-4	
11.89[.468]	3	3-640427-3	
7.92[.312]	2	3-640427-2	
△ SUPERCEDED	95.10[3.744]	24	2-640427-4
△ SUPERCEDED	91.13[3.588]	23	2-640427-3
△ SUPERCEDED	87.17[3.432]	22	2-640427-2
△ SUPERCEDED	83.21[3.276]	21	2-640427-1
△ SUPERCEDED	79.25[3.120]	20	2-640427-0
△ SUPERCEDED	75.29[2.964]	19	1-640427-9
△ SUPERCEDED	71.32[2.808]	18	1-640427-8
△ SUPERCEDED	67.36[2.652]	17	1-640427-7
	63.40[2.496]	16	1-640427-6
	59.44[2.340]	15	1-640427-5
	55.47[2.184]	14	1-640427-4
	51.51[2.028]	13	1-640427-3
	47.55[1.872]	12	1-640427-2
	43.59[1.716]	11	1-640427-1
	39.62[1.560]	10	1-640427-0
	35.66[1.404]	9	640427-9
	31.70[1.248]	8	640427-8
	27.74[1.092]	7	640427-7
	23.77[.936]	6	640427-6
	19.81[.780]	5	640427-5
	15.85[.624]	4	640427-4
	11.89[.468]	3	640427-3
	7.92[.312]	2	640427-2
	DIM A	NO. OF CIRCUITS	PART NO.

△ MATERIAL: CONNECTOR - NYLON UL94-V2 (YELLOW)  
 CONTACTS - 0.30[.012] THICK COPPER ALLOY  
 (BRIGHT TIN-LEAD 0.00203[.000080] MIN. THICK  
 FOR CONTACTS 640427-2 THRU 2-640427-4).  
 (MATTE WHISKER MITIGATED TIN 0.00203[.000080] MIN.  
 THICKNESS OVER NICKEL UNDERPLATE FOR 3-640427-2  
 THRU 5-640427-4).

- CONTACTS ACCEPT 20 AWG WIRE WITH 2.41[.095] MAX INSULATION DIAMETER.
- CONTACTS MUST ACCEPT 1.14±0.03[.045] POST AND REMAIN LOCKED IN POSITION.
- IDENTIFICATION NUMBER FOR LAST CIRCUIT MAY NOT APPEAR ON ALL ASSEMBLIES.
- DIMENSIONS IN BRACKETS ARE IN INCHES.
- HOUSING FEATURES ARE: CLOSED END WITH LOCKING RAMP.
- OBsolete PARTS: OBsolete CIS STREAMLINING PER D.RENAUD/D.SINISI



THIS DRAWING IS A CONTROLLED DOCUMENT.

DIMENSIONS: mm [INCHES]	TOLERANCES UNLESS OTHERWISE SPECIFIED:	DRN S. CARPENTER 07AUG03	CHK D. BOSSI 07AUG03	NAME
0 PLC ± .010	1 PLC ± .013 [0.05]	APPRO D. BOSSI	PRODUCT SPEC	MTA 156 CONNECTOR ASSEMBLY, 20 AWG, STANDARD
2 PLC ± .015	3 PLC ± .015	APPLICATION SPEC	114-1020	SIZE CASE CODE DRAWING NO
4 PLC ± .015	5 PLC ± .015	WEIGHT	-	A2 00779 C=640427
ANGLES	FINISH	CUSTOMER DRAWING	SCALE	4:1 SHEET 1 of 1 REV S2

RESTRICTED TO