

4

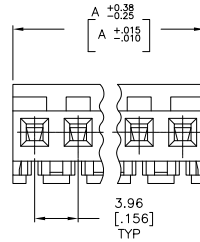
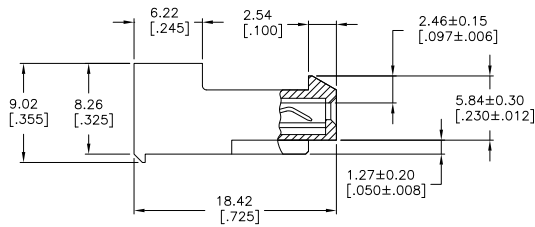
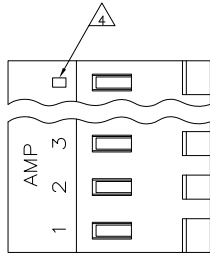
3

2

1

THIS DRAWING IS UNPUBLISHED. RELEASED FOR PUBLICATION. ALL RIGHTS RESERVED.

LOC	DIST	REVISIONS			
F	LR	DESCRIPTION	DATE	BY	APPD
CM	00				
	R2	REVISED PER ECO-11-004587	11MAR11	RK	HMR



⚠ MATERIAL: CONNECTOR - NYLON UL94-V2 (RED)
 CONTACTS - 0.30[.012] THICK COPPER ALLOY
 (BRIGHT TIN-LEAD 0.00203[.000080] MIN. THICK
 FOR CONTACTS 640428-2 THRU 2-640428-4).
 (MATTE WHISKER MITIGATED TIN 0.00203[.000080]
 MIN. THICKNESS OVER NICKEL UNDERPLATE FOR
 3-640428-2 THRU 5-640428-4).

2. CONTACTS ACCEPT 22 AWG WIRE WITH 2.41[.095] MAX INSULATION DIAMETER.

3. CONTACTS MUST ACCEPT 1.14±0.03[.045] POST AND REMAIN LOCKED IN POSITION.

⚠ IDENTIFICATION NUMBER FOR LAST CIRCUIT MAY NOT APPEAR ON ALL ASSEMBLIES.

5. DIMENSIONS IN BRACKETS ARE IN INCHES.

6. HOUSING FEATURES ARE: CLOSED END WITH LOCKING RAMP.

⚠ OBSOLETE PARTS: OBSOLETE CIS STREAMLINING PER D.RENAUD/D.SINISI

95.10[3.744]	24	5-640428-4
91.13[3.588]	23	5-640428-3
87.17[3.432]	22	5-640428-2
83.21[3.276]	21	5-640428-1
79.25[3.120]	20	5-640428-0
75.29[2.964]	19	4-640428-9
71.32[2.808]	18	4-640428-8
67.36[2.652]	17	4-640428-7
63.40[2.496]	16	4-640428-6
59.44[2.340]	15	4-640428-5
55.47[2.184]	14	4-640428-4
51.51[2.028]	13	4-640428-3
47.55[1.872]	12	4-640428-2
43.59[1.716]	11	4-640428-1
39.62[1.560]	10	4-640428-0
35.66[1.404]	9	3-640428-9
31.70[1.248]	8	3-640428-8
27.74[1.092]	7	3-640428-7
23.77[.936]	6	3-640428-6
19.81[.780]	5	3-640428-5
15.85[.624]	4	3-640428-4
11.89[.468]	3	3-640428-3
7.92[.312]	2	3-640428-2
95.10[3.744]	24	2-640428-4
91.13[3.588]	23	2-640428-3
87.17[3.432]	22	2-640428-2
83.21[3.276]	21	2-640428-1
79.25[3.120]	20	1-640428-0
75.29[2.964]	19	1-640428-9
71.32[2.808]	18	1-640428-8
67.36[2.652]	17	1-640428-7
63.40[2.496]	16	1-640428-6
59.44[2.340]	15	1-640428-5
55.47[2.184]	14	1-640428-4
51.51[2.028]	13	1-640428-3
47.55[1.872]	12	1-640428-2
43.59[1.716]	11	1-640428-1
39.62[1.560]	10	1-640428-0
35.66[1.404]	9	640428-9
31.70[1.248]	8	640428-8
27.74[1.092]	7	640428-7
23.77[.936]	6	640428-6
19.81[.780]	5	640428-5
15.85[.624]	4	640428-4
11.89[.468]	3	640428-3
7.92[.312]	2	640428-2
DIM A		NO. OF CIRCUITS PART NO.

⚠ SUPERCEDED BY 5-640428-3 91.13[3.588] 23 2-640428-3
 ⚠ SUPERCEDED BY 5-640428-1 83.21[3.276] 21 2-640428-1
 ⚠ SUPERCEDED BY 4-640428-9 75.29[2.964] 19 1-640428-9



THIS DRAWING IS A CONTROLLED DOCUMENT. DIM K WHITAKER 12SEP2005
 CHK K WHITAKER 12SEP2005
 D D BOSSI 12SEP2005
 APPO D BOSSI NAME
 PRODUCT SPEC
 APPLICATION SPEC
 WEIGHT
 CUSTOMER DRAWING

TE Connectivity
 MTA 156 CUSTOMER ASSEMBLY,
 22 AWG STANDARD

SIZE CASE CODE DRAWING NO
 A2 00779 C=640428

RESTRICTED TO
 1 of 1 REV R2