

4

3

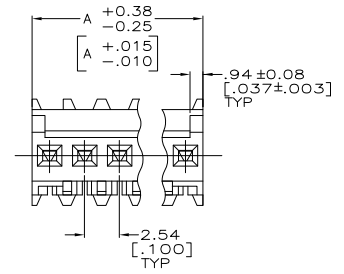
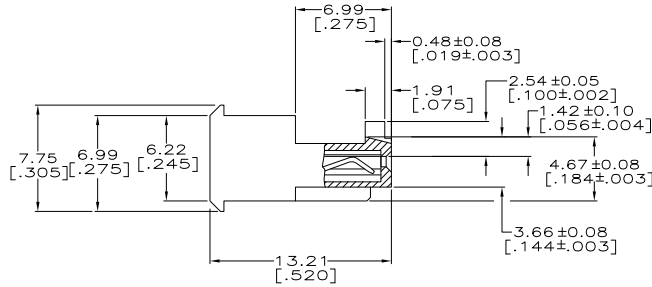
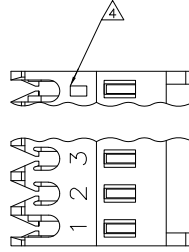
2

1

THIS DRAWING IS UNPUBLISHED. RELEASED FOR PUBLICATION
 © COPYRIGHT - By - ALL RIGHTS RESERVED.

LOC	DIST	REVISIONS			
P	LTR	DESCRIPTION	DATE	BY	APPD
CM	00				
	C2	REVISED PER ECO-11-004587	11MAR11	RK	HMR

YES	60.96	[2.400]	24	5-644563-4
YES	58.42	[2.300]	23	5-644563-3
YES	55.88	[2.200]	22	5-644563-2
YES	53.34	[2.100]	21	5-644563-1
YES	50.80	[2.000]	20	5-644563-0
YES	48.26	[1.900]	19	4-644563-9
YES	45.72	[1.800]	18	4-644563-8
YES	43.18	[1.700]	17	4-644563-7
YES	40.64	[1.600]	16	4-644563-6
YES	38.10	[1.500]	15	4-644563-5
YES	35.56	[1.400]	14	4-644563-4
YES	33.02	[1.300]	13	4-644563-3
YES	30.48	[1.200]	12	4-644563-2
YES	27.94	[1.100]	11	4-644563-1
YES	25.40	[1.000]	10	4-644563-0
YES	22.86	[.900]	9	3-644563-9
YES	20.32	[.800]	8	3-644563-8
YES	17.78	[.700]	7	3-644563-7
YES	15.24	[.600]	6	3-644563-6
YES	12.70	[.500]	5	3-644563-5
YES	10.16	[.400]	4	3-644563-4
YES	7.62	[.300]	3	3-644563-3
YES	5.08	[.200]	2	3-644563-2



△ MATERIAL: CONNECTOR - NYLON UL94V-2 (WHITE).
 CONTACTS - 0.30[.012] THICK COPPER ALLOY
 BRIGHT TIN-LEAD .00203[.000080] MIN THICKNESS
 FOR 644563-2 THRU 2-644563-8.
 MATTE WHISKER MITIGATED TIN .00203[.000080] MIN THICKNESS
 OVER NICKEL UNDERPLATE FOR 3-644563-2 THRU 5-644563-4.

- CONTACTS ACCEPT 24 AWG WIRE WITH 1.52[.060] MAX INSULATION DIAMETER.
- CONTACTS MUST ACCEPT 0.64±0.03[.025] POST AND REMAIN LOCKED IN POSITION.
- IDENTIFICATION NUMBER FOR LAST CIRCUIT MAY NOT APPEAR ON ALL ASSEMBLIES.
- DIMENSIONS IN BRACKETS ARE IN INCHES.
- HOUSING FEATURES ARE: FEED THRU WITH LOCKING RAMP AND WITH POLARIZING TAB.

△ OBSOLETE PARTS: OBSOLETE CIS STREAMLINING PER D.RENAUD/D.SINISI

NO	60.96	[2.400]	24	2-644563-4	SUPERSEDED BY 5-644563-4
NO	58.42	[2.300]	23	2-644563-3	SUPERSEDED BY 5-644563-3
NO	55.88	[2.200]	22	2-644563-2	SUPERSEDED BY 5-644563-2
NO	53.34	[2.100]	21	2-644563-1	SUPERSEDED BY 5-644563-1
NO	50.80	[2.000]	20	2-644563-0	
NO	48.26	[1.900]	19	1-644563-9	
NO	45.72	[1.800]	18	1-644563-8	
NO	43.18	[1.700]	17	1-644563-7	
NO	40.64	[1.600]	16	1-644563-6	SUPERSEDED BY 4-644563-6
NO	38.10	[1.500]	15	1-644563-5	
NO	35.56	[1.400]	14	1-644563-4	
NO	33.02	[1.300]	13	1-644563-3	
NO	30.48	[1.200]	12	1-644563-2	
NO	27.94	[1.100]	11	1-644563-1	
NO	25.40	[1.000]	10	1-644563-0	
NO	22.86	[.900]	9	644563-9	
NO	20.32	[.800]	8	644563-8	
NO	17.78	[.700]	7	644563-7	
NO	15.24	[.600]	6	644563-6	
NO	12.70	[.500]	5	644563-5	
NO	10.16	[.400]	4	644563-4	
NO	7.62	[.300]	3	644563-3	
NO	5.08	[.200]	2	644563-2	

METRIC

THIS DRAWING IS A CONTROLLED DOCUMENT.		DRN S. CARPENTER	12JUN2003	TE Connectivity
DIMENSIONS: INCHES		OK D. BOSSI	12JUN2003	
OTHER DIMENSIONS: MILLIMETERS		APPD D. BOSSI	12JUN2003	TE Connectivity
MATERIAL △		PRODUCT SPEC 108-1050	NAME	MTA-100 CONNECTOR ASSEMBLY, 24 AWG, STANDARD
FINISH △		APPLICATION SPEC 114-1019	SIZE	A2
		RESTRICTED TO	CAGE CODE	00779
			DRAWING NO	644563
			SCALE	5:1
			SHEET	1 of 1
			REV	G2

1471-9 (3/11)

30

644563

A

RESTRICTED TO

30

30

30

30

30

30

30

30

30

30

30

30