

4

3

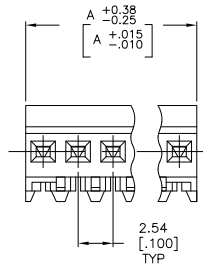
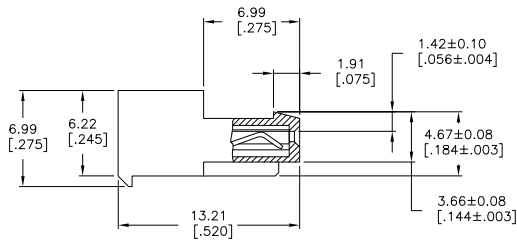
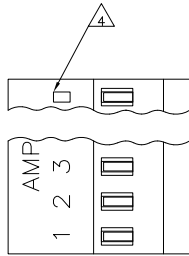
2

1

THIS DRAWING IS UNPUBLISHED. RELEASED FOR PUBLICATION. ALL RIGHTS RESERVED.

LOC	DIST	REVISIONS				
CM	00	REV	DESCRIPTION	DATE	BY	APPD
		P1	REVISED PER ECO-11-004917	11MAR11	RK	HMR

DIM A	NO. OF CIRCUITS	PART NO.
12.70 [.500]	5	3-641536-5
7.62 [.300]	3	3-641536-3
5.08 [.200]	2	3-641536-2



- 1 MATERIAL: CONNECTOR-NYLON UL94V-2 (BLUE).
 CONTACTS-0.30 [.012] THICK COPPER ALLOY
 BRIGHT TIN-LEAD 0.00203 [.000080] MINIMUM THICK FOR CONTACTS
 641536-2 THRU 1-641536-0,
 MATTE WHISKER MITIGATED TIN PLATE 0.00203 [.000080] MINIMUM THICK OVER
 NICKEL UNDERPLATE FOR CONTACTS 3-641536-2 THRU 4-641536-0.
2. CONTACTS ACCEPT 26 AWG WIRE WITH 1.52 [.060] MAX INSULATION DIAMETER.
3. CONTACTS MUST ACCEPT 0.36-0.51 [.014-.020] SQUARE OR ROUND POST AND REMAIN LOCKED IN POSITION.
- 4 IDENTIFICATION NUMBER FOR LAST CIRCUIT MAY NOT APPEAR ON ALL ASSEMBLIES.
5. DIMENSIONS IN BRACKETS ARE IN INCHES.
6. HOUSING FEATURES ARE: CLOSED END WITH LOCKING RAMP & LED CONTACT.

DIM A	NO. OF CIRCUITS	PART NO.
12.70 [.500]	5	641536-5
7.62 [.300]	3	641536-3
5.08 [.200]	2	641536-2

METRIC

THIS DRAWING IS A CONTROLLED DOCUMENT.		DRW S. CARPENTER 08AUG2003	TE TE Connectivity
DIMENSIONS: mm [INCHES]		CHK S. CARPENTER 08AUG2003	
TOLERANCES UNLESS OTHERWISE SPECIFIED:		APPD S. CARPENTER 08AUG2003	NAME
0 PLG ± -		PRODUCT SPEC	MTA-100 CONNECTOR ASSEMBLY, 26 AWG FOR .014 TO .020 POST, SPECIAL
1 PLG ± -		APPLICATION SPEC	SIZE CASE CODE DRAWING NO
2 PLG ± -		114-1019	A2 00779 C-641536
3 PLG ± -		FINISH	RESTRICTED TO
4 PLG ± -			-
ANGLES ± -			
CUSTOMER DRAWING		SCALE 5:1	SHEET 1 of 1 REV P1