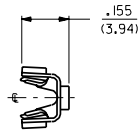
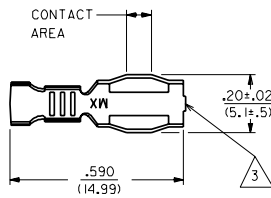
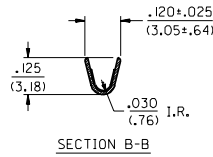
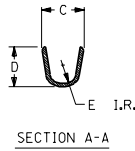
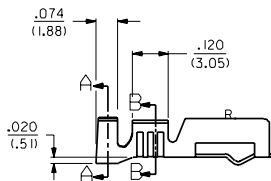


13 12 11 10 9 8 7 6 4 3 2 1



NOTES:

- △ THESE TERMINALS ARE FOR USE WITH THE 1461- SERIES HOUSINGS.
- THE -1* GROUP CRIMPS #18 TO #22 AWG WIRE WITH INSULATION DIAMETERS OF .061/(1.55) TO .102/(2.59).
- THE -2* GROUP CRIMPS #14 TO #16 AWG WIRE WITH AN INSULATION DIAMETER OF .140/(3.56) MAX.
- △ THESE TERMINALS ARE PRODUCED ONLY FOR EXPORT TO JAPAN.
- △ CARRIER CUT OFF DIMENSION: .007/(.18) MAX.
- △ PRODUCT SPECIFICATION PS 50-36 APPLIES.
- △ A 4° ANGLE IS ALLOWED.



MATERIAL:
260 BRASS

PART NO.	ENG. NO.	DIM.C	DIM. D	DIM. E	FORM	PLATING PER SDES-
05-02-0047	1457-1	.145±.025	.135	.045	CHAIN	88-P901 TIN
05-02-0048	1457-1L	(3.68±.64)	(3.43)	(1.14)	LOOSE	
05-02-0056	1457-1G	.145±.025	.135	.045	CHAIN	88-P550
05-02-0057	1457-1GL	(3.68±.64)	(3.43)	(1.14)	LOOSE	SEL. GOLD
05-02-0058	1457-1(P555)	.145±.025	.135	.045	CHAIN	88-P555
	1457-1(P555)L	(3.68±.64)	(3.43)	(1.14)	LOOSE	SEL. GOLD
05-02-0049	1457-2	.21±.03	.185±.015	.060	CHAIN	88-P901
05-02-0050	1457-2L	(5.3±.8)	(4.70±.38)	(1.52)	LOOSE	TIN

3	S
2	S
1	S

REV ADD -6* ECR U00465 12-19-95 SAMIEC	DIMENSIONS SHOWN METRIC INCH UNLESS OTHERWISE SPECIFIED TOLERANCES: ANGULAR ± .04° 50	▽ = 0 ▼ = 0	REVISE ONLY ON CAD SYSTEM
R1 ADDED OPTION ECN #10538 02-11-91 A.GUZIK	INCH METRIC 2 PLACE ±.010 --- 1 PLACE ±.014 +0.25 1 PLACE --- ±0.35	TITLE: TERMINAL, COMMONING, CRIMP (1457-1* AND 1457-2*)	
R ADD OPTION & REDRAW EEN #110538	DRAFT WHERE APPLICABLE MUST REMAIN WITHIN DIMENSIONS	MOLEX INCORPORATED SHEET NO. 1 OF 3 DATE 02/11/91	
LTR. REVISIONS	LTR. REVISIONS	SEE CHART	SD-1457-*

13 12 11 10 9 8 7 6 5 4 3 2 1