

4

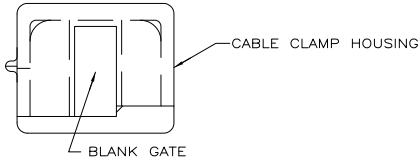
3

2

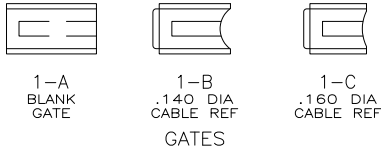
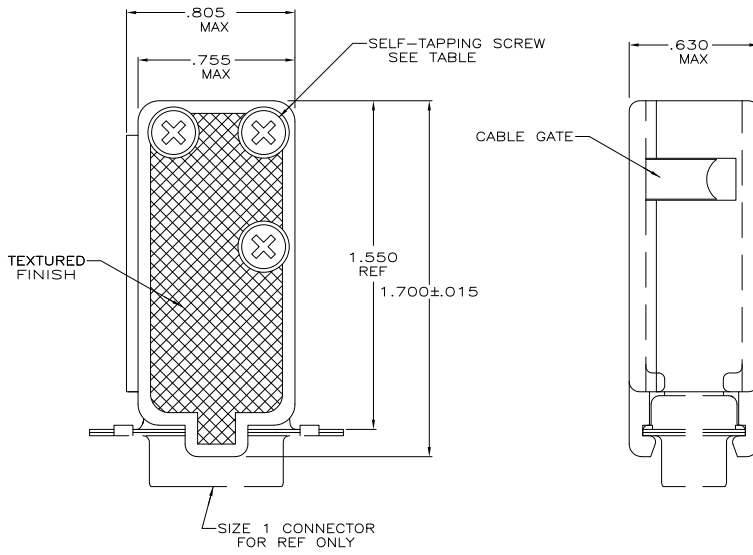
1

THIS DRAWING IS UNPUBLISHED. RELEASED FOR PUBLICATION
 © COPYRIGHT - By - ALL RIGHTS RESERVED.

LOC	DIST	REVISIONS		
F	LTR	DESCRIPTION	DATE	BY
BD	48			
	D1	REVISED PER ECO-11-004835	11MAR11	RK HMR



- 1. PARTS PACKAGED UNASSEMBLED.
- 2. CABLE GATES ARE INTERCHANGEABLE ALLOWING 90° & 180° CABLE EXIT.
- ⚠ COMPONENTS INDIVIDUALLY BULK PACKED AND SHIPPED AS A UNIT PACKAGE KIT.



SLOTTED	⚠	207467-4
SLOTTED	AS SHOWN	207467-3
CROSS-RECESSED	⚠	207467-2
CROSS-RECESSED	AS SHOWN	207467-1
SCREW VERSION	PACKAGING	PART NUMBER

DIMENSIONS:		OTHER DIMENSIONS:		TE CONNECTIVITY	
INCHES		OTHER DIMENSIONS:		TE Connectivity	
0 PL	± .005	0 PL	± .005	CABLE CLAMP KIT, SIZE 1, ONE PIECE, 90 DEG & 180 DEG EXIT AMPLIMITE®	
1 PL	± .005	1 PL	± .005	RESTRICTED TO	
2 PL	± .005	2 PL	± .005	—	
3 PL	± .005	3 PL	± .005	—	
4 PL	± .005	4 PL	± .005	—	
MATERIAL: SOLID BRASS, POLYPROPYLENE, COLOR BLACK, SCREW: STEEL, PPH ASTM A108		FINISH: SCREW: ZINC PHOSPHATE PER MIL-P-18583		CUSTOMER DRAWING	
THIS DRAWING IS A CONTROLLED DOCUMENT.		DWG: S. WELDON 9-10-06		SIZE: A2	
		CHK: C. RICHARD 9-10-06		CAGE CODE: 00779	
		APP: S. SCHIEFFELY 9-10-06		DRAWING NO: 207467	
		PRODUCT SPEC: —		SCALE: NTS	
		APPLICATION SPEC: —		SHEET: 1 of 1	
		WEIGHT: —		REV: D1	