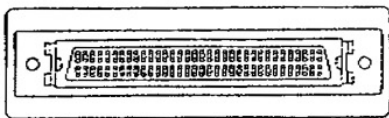
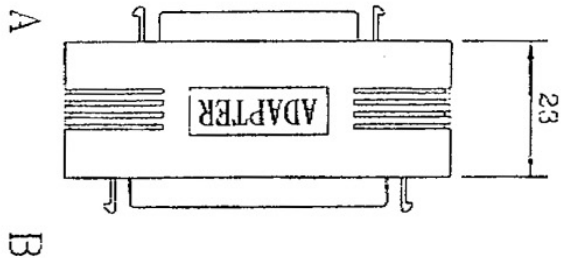
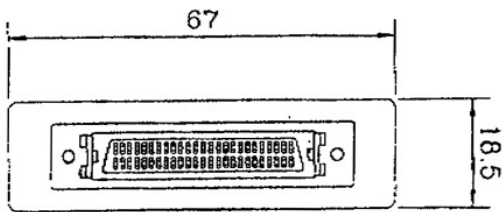


ADAPTER



PIN ASSIGNMENT :

Conn A :	1	2	3	4	5	6	7	8	9	10	11	12	13	14	15	16	17	18
Conn B :	NC	NC	NC	NC	NC	1	2	3	4	5	6	7	8	9	10	11	NC	NC
Conn A :	19	20	21	22	23	24	25	26	27	28	29	30	31	32	33	34	35	36
Conn B :	NC	15	16	17	18	19	20	21	22	23	24	25	NC	NC	NC	NC	NC	NC
Conn A :	37	38	39	40	41	42	43	44	45	46	47	48	49	50	51	52	53	54
Conn B :	NC	NC	NC	26	27	28	29	30	31	32	33	34	35	36	NC	38	NC	40
Conn A :	55	56	57	58	59	60	61	62	63	64	65	66	67	68	SHIELD			
Conn B :	41	42	43	44	45	46	47	48	49	50	NC	NC	NC	NC	SHIELD			

APPROVED	MICHAEL	ASSMANN ELECTRONICS, INC.
CHECKED	JIMMY	P/N: AB-Y335
DRAWN	MICKEY	DES: MD50F/MD68F