

DRAWING MADE IN THIRD ANGLE PROJECTION

3

2


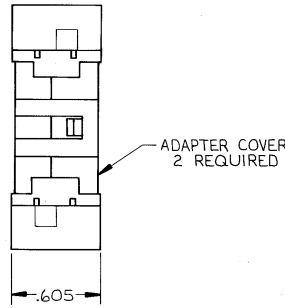
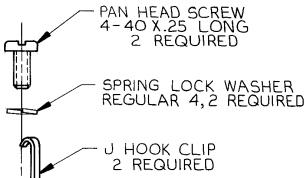

1

LOC AA 20  
DIST 20

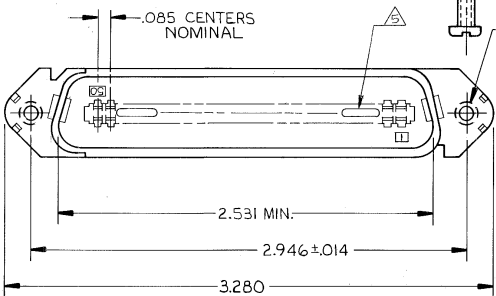
THIS DRAWING IS UNPUBLISHED. RELEASED FOR PUBLICATION 19  
 © COPYRIGHT 19 BY AMP INCORPORATED, HARRISBURG, PA. ALL INTERNATIONAL RIGHTS RESERVED. AMP PRODUCTS MAY BE COVERED BY U.S. AND FOREIGN PATENTS AND/OR PATENTS PENDING.

REVISIONS						
P	F	ZONE	LTR	DESCRIPTION	DATE	APPROVED
			G	REV; EC OUIIC-0040-01	3-19-80	DD EB

1. LIKE NUMBERED CONTACTS ON BOTH CONNECTORS ARE ELECTRICALLY COMMON.
  2. THE CONTACT SURFACES OF THE TERMINALS ARE COATED WITH LUBRICANT.
  3. MATERIAL: HOUSINGS & COVERS - POLYPHENYLENE, BLACK.  
TERMINALS - GOLD OVER NICKEL PLATED HIGH STRENGTH COPPER ALLOY.  
HARDWARE - ZINC PLATED STEEL.
  4. ALL DIMENSIONS SHOWN ARE MAXIMUM UNLESS OTHERWISE SPECIFIED.
5. CORING MAY OR MAY NOT APPEAR AND IS AT THE DISCRETION OF AMP INCORPORATED.



PLUG ASSEMBLY  
2 REQUIRED



4-40 UNC-2B  
2 HOLES

ONE KIT PER POLY BAG	WITHOUT J HOOK & HARDWARE	554876-2
	WITH J HOOK & HARDWARE	554876-1
PACKAGING	DESCRIPTION	PART NO

UNLESS OTHERWISE SPECIFIED DIMENSIONS ARE IN INCHES. TOLERANCES ON: DECIMALS ± ANGLES ±	CONTRACT NO	<b>AMP</b> AMP INCORPORATED Harrisburg, Pa. 17105 NAME PLUG KIT, GENDER MENDER, 50 POSITION, W/J HOOK HARDWARE, CHAMP-LOK
	DR <i>M.D. Snyder 9/26/85</i> CHK <i>C. Gandy 9/27/85</i> APPD <i>B. Hutchins 10/1/85</i> APPD <i>W. K. H. 10/1/85</i>	
MATERIAL	FINISH	SIZE <b>C</b> FSCM NO <b>00779</b> DRAWING NO <b>554876</b> SCALE 2:1 SHEET 1 OF 1

CUSTOMER DRAWING

WAS 1210-85-29-1

554876

AMP 1471-7