

4

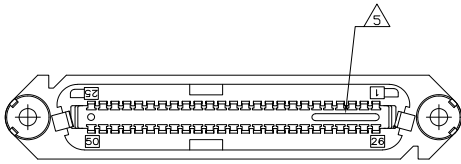
3

2

1

THIS DRAWING IS UNPUBLISHED. RELEASED FOR PUBLICATION
 © COPYRIGHT BY TYCO ELECTRONICS CORPORATION. ALL RIGHTS RESERVED.

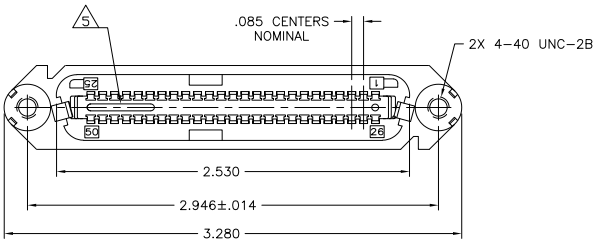
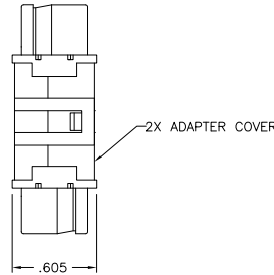
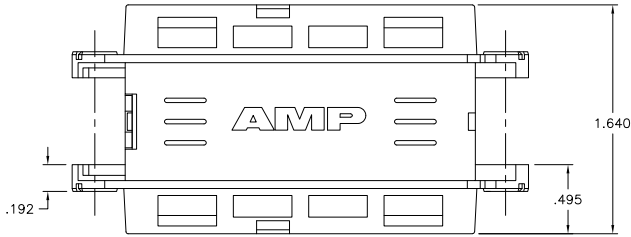
LOC	DIST	REVISIONS					
GP	00	P	LTR	DESCRIPTION	DATE	BY	APPD
		B		REVISED PER ECO-08-007327	02OCT08	BM	WM



1. LIKE NUMBERED CONTACTS ON BOTH CONNECTORS ARE ELECTRICALLY COMMON.
2. THE CONTACT SURFACES OF THE TERMINALS ARE COATED WITH LUBRICANT.

△ 3 MATERIAL:
 HOUSING & COVERS: POLYETHYLENE, BLACK.
 TERMINAL - HIGH STRENGTH COPPER ALLOY PLATED WITH EITHER .000030 MIN GOLD OR GOLD FLASH OVER PALLADIUM NICKEL PLATE, .000030 MIN TOTAL ON MATING SURFACE. .000050 MIN NICKEL UNDERPLATE OVER ENTIRE TERMINAL, HARDWARE; ZINC PLATED STEEL.

- △ 4 ALL DIMENSIONS ARE MAXIMUM UNLESS OTHERWISE SPECIFIED.
 △ 5 CORING MAY OR MAY NOT APPEAR AND IS AT THE DISCRETION OF TYCO ELECTRONICS.



ONE KIT PER POLY BAG	WITHOUT J HOOK AND HARDWARE	5554875-2
PACKAGING	DESCRIPTION	PART NUMBER

THIS DRAWING IS A CONTROLLED DOCUMENT.		BY: S. MCMASTER 26OCT05	Tyco Electronics Corporation Harrisburg, PA 17105-3608	
DIMENSIONS:		CHK: 26OCT05	Tyco Electronics	
INCHES		W: MILLIMETERS	RCPT KIT, GENDER MENDER, 50 POSN, CHAMP-LOK	
OTHER DIMENSIONS:		APP: MILLIMETERS	RESTRICTED TO	
0 PLC		PRODUCT SPEC	SIZE	CAGE CODE
1 PLC		APPLICATION SPEC	A2	00779
2 PLC		WEIGHT	C=5554875	
3 PLC		FINISH	SCALE	2:1
4. PLG ANGLES		CUSTOMER DRAWING	SHEET	1 of 1
MATERIAL			REV	B

AMP 1471-9 REV 31MM0200

5554875

A