




4.20mm Mini Power Connector WR-MPC4



07

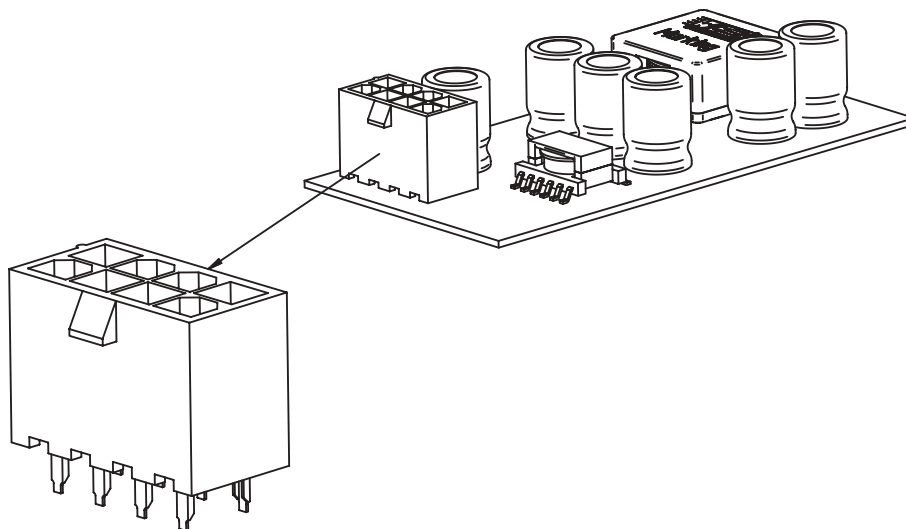


4.20mm Mini Power Connector WR-MPC4

The Mini Power connector solution from Würth Elektronik is designed to meet the customer requirements when high current is needed together with a small space. Lots of wire-to-wire and wire-to-board configurations are available.



















Features & Benefits

- 4.2mm pitch
- 1 or 2 rows
- Current rating up to 9A per contact
- 600Vac working voltage
- PCB and Cable connectors
- Positive housing locks
- Contacts insulated from each others
- 2 to 24 pin connector available
- UL 94V0

07



4.20mm Mini Power Connector WR-MPC4

	4.20mm Male Dual Row Vertical Header	07-5
	4.20mm Male Dual Row Vertical Header with Mounting Pegs	07-6
	4.20mm Male Dual Row Angled Header	07-7
	4.20mm Male Dual Row Angled Header with Mounting Pegs	07-8
	4.20mm Male Dual Row Angled Header with Mounting Flanges	06-9
	4.20mm Male Dual Row Plug with Panel Mounting Ears	07-10
	4.20mm Female Dual Row Receptacle	07-11
	4.20mm Male Single Row Vertical Header	07-12
	4.20mm Male Single Row Vertical Header with Mounting Pegs	07-13
	4.20mm Male Single Row Angled Header	07-14
	4.20mm Male Single Row Angled Header with Mounting Pegs	07-15
	4.20mm Male Single Row Angled Header with Mounting Flanges	07-16
	4.20mm Male Single Row Plug with Panel Mounting Ears	07-17
	4.20mm Female Single Row Receptacle	07-18
	Female Terminal	07-19
	Male Terminal	07-20
	Tooling ordering information	07-21
	Design Kit	07-22



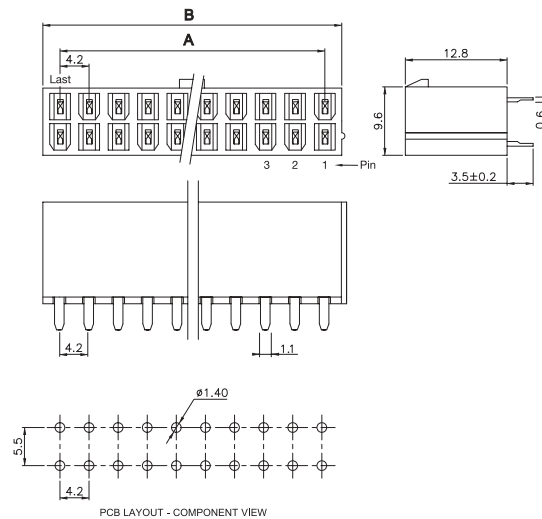

Mini Power Connector WR-MPC4

Rows	PCB/Cable	Gender	Type	Options	Order Code	Page
2 rows	PCB	Male	Vertical		649 0xx 211 22	07-5
				With mounting pegs	649 0xx 217 32	07-6
			Angled		649 0xx 295 22	07-7
				With mounting pegs	649 0xx 227 222	07-8
	Cable housing	Male/plug		With mounting flanges	649 0xx 210 22	07-9
		Female/receptacle		With panel mount ears	649 0xx 218 22	07-10
1 row	PCB	Male	Vertical		649 0xx 111 22	07-12
				With mounting pegs	649 0xx 121 732	07-13
			Angled		649 0xx 219 522	07-14
				With mounting pegs	649 0xx 127 222	07-15
			With mounting flanges	649 0xx 110 22	07-16	
			Cable housing	Male/plug		With panel mount ears
	Female/receptacle				649 0xx 013 322	07-18
	Female terminal	AWG 22-16			649 001 137 22	07-19
AWG 26-24				649 002 137 22	07-19	
Male terminal	AWG 22-16			649 003 137 22	07-20	
	AWG 26-24			649 004 137 22	07-20	
Tooling				see page	07-21	
Design Kit					649 001	07-22

07



4.20mm Male Dual Row Vertical Header WR-MPC4



MATERIAL

- Insulator material: Nylon 66
- Flamability rating: UL94 V0
- Colour: White
- Contact material: Copper alloy
- Contact type: Stamped
- Contact plating: Tin
- Quality class: 25 Mating cycles
- Pitch: 4.20 mm

ENVIRONMENTAL

- Operating temperature: -40 °C up to 105 °C
- Compliance: Lead free and RoHS

ELECTRICAL

- Current rating: 6 to 9 A
- | No. Circuits | 2-3 | 4-6 | 7-10 | 12-24 |
|--------------|-----|-----|------|-------|
| Amps | 9 | 8 | 7 | 6 |
- Working voltage: 600 VAC
 - Insulation resistance: >1000 MOhm
 - Dielectric withstanding voltage: 1500 VAC/mn
 - Contact resistance: 20 mOhm max

SOLDERING

- Solder temperature: JEDEC lead free wave soldering

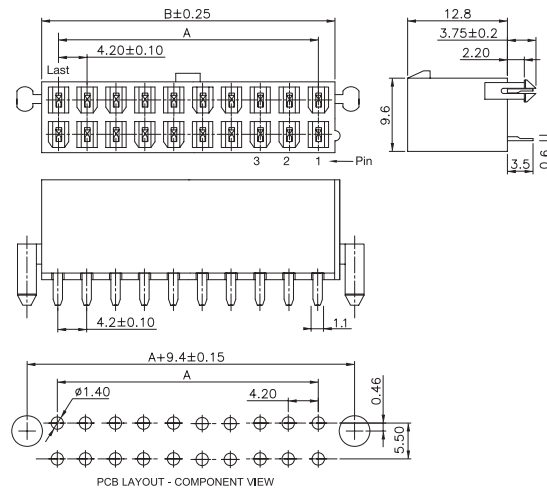

PACKAGING

- Tray

Order Code	Pins	A (mm)	B (mm)
649 002 211 22	2	-	5.50
649 004 211 22	4	4.20	9.70
649 006 211 22	6	8.40	13.90
649 008 211 22	8	12.60	18.10
649 010 211 22	10	16.80	22.30
649 012 211 22	12	21.00	26.50
649 014 211 22	14	25.20	30.70
649 016 211 22	16	29.40	34.90
649 018 211 22	18	33.60	39.10
649 020 211 22	20	37.80	43.30
649 022 211 22	22	42.00	47.50
649 024 211 22	24	46.20	51.70



4.20mm Male Dual Row Vertical Header with Mounting Pegs WR-MPC4



07



MATERIAL

- Insulator material: Nylon 66
- Flamability rating: UL94 V0
- Colour: White
- Contact material: Copper alloy
- Contact type: Stamped
- Contact plating: Tin
- Quality class: 25 Mating cycles
- Pitch: 4.20 mm

ENVIRONMENTAL

- Operating temperature: $-40\text{ }^{\circ}\text{C}$ up to $105\text{ }^{\circ}\text{C}$
- Compliance: Lead free and RoHS

ELECTRICAL

- Current rating: 6 to 9 A
- | No. Circuits | 2-3 | 4-6 | 7-10 | 12-24 |
|--------------|-----|-----|------|-------|
| Amps | 9 | 8 | 7 | 6 |
- Working voltage: 600 V_{AC}
 - Insulation resistance: $>1000\text{ MOhm}$
 - Dielectric withstanding voltage: 1500 V_{AC}/mm
 - Contact resistance: 20 mOhm max

SOLDERING

- Solder temperature: JEDEC lead free wave soldering

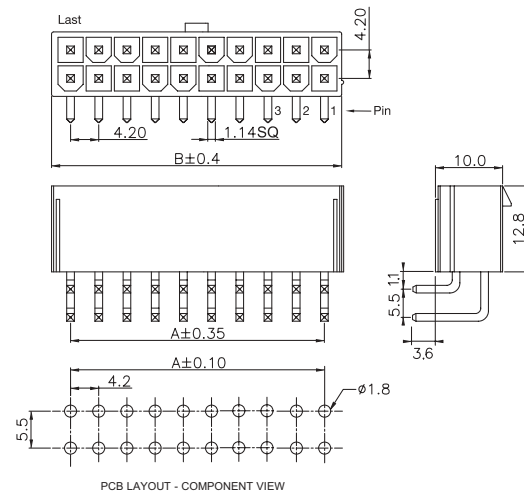

PACKAGING

- Tray

Order Code	Pins	A (mm)	B (mm)
649 002 221 732	2	-	5.50
649 004 221 732	4	4.20	9.70
649 006 221 732	6	8.40	13.90
649 008 221 732	8	12.60	18.10
649 010 221 732	10	16.80	22.30
649 012 221 732	12	21.00	26.50
649 014 221 732	14	25.20	30.70
649 016 221 732	16	29.40	34.90
649 018 221 732	18	33.60	39.10
649 020 221 732	20	37.80	43.30
649 022 221 732	22	42.00	47.50
649 024 221 732	24	46.20	51.70



4.20mm Male Dual Row Angled Header WR-MPC4



MATERIAL

- Insulator material: Nylon 66
- Flamability rating: UL94 V0
- Colour: White
- Contact material: Copper alloy
- Contact type: Stamped
- Contact plating: Tin
- Quality class: 25 Mating cycles
- Pitch: 4.20 mm

ENVIRONMENTAL

- Operating temperature: -40 °C up to 105 °C
- Compliance: Lead free and RoHS

ELECTRICAL

- Current rating: 6 to 9 A
- | No. Circuits | 2-3 | 4-6 | 7-10 | 12-24 |
|--------------|-----|-----|------|-------|
| Amps | 9 | 8 | 7 | 6 |
- Working voltage: 600 V_{AC}
 - Insulation resistance: >1000 MΩm
 - Dielectric withstanding voltage: 1500 V_{AC}/mm
 - Contact resistance: 20 mΩm max

SOLDERING

- Solder temperature: JEDEC lead free wave soldering

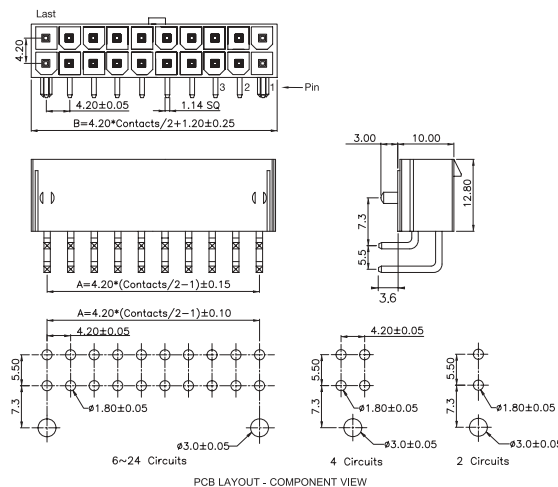

PACKAGING

- Tray

Order Code	Pins	A (mm)	B (mm)
649 002 295 22	2	-	5.40
649 004 295 22	4	4.20	9.60
649 006 295 22	6	8.40	13.80
649 008 295 22	8	12.60	18.00
649 010 295 22	10	16.80	22.20
649 012 295 22	12	21.00	26.40
649 014 295 22	14	25.20	30.60
649 016 295 22	16	29.40	34.80
649 018 295 22	18	33.60	39.00
649 020 295 22	20	37.80	43.20
649 022 295 22	22	42.00	47.40
649 024 295 22	24	46.20	51.60



4.20mm Male Dual Row Angled Header with Mounting Pegs WR-MPC4



07



MATERIAL

- Insulator material: Nylon 66
- Flamability rating: UL94 V0
- Colour: White
- Contact material: Copper alloy
- Contact type: Stamped
- Contact plating: Tin
- Quality class: 25 Mating cycles
- Pitch: 4.20 mm

ENVIRONMENTAL

- Operating temperature: -40 °C up to 105 °C
- Compliance: Lead free and RoHS

ELECTRICAL

- Current rating: 6 to 9 A
- | No. Circuits | 2-3 | 4-6 | 7-10 | 12-24 |
|--------------|-----|-----|------|-------|
| Amps | 9 | 8 | 7 | 6 |
- Working voltage: 600 V_{AC}
 - Insulation resistance: >1000 M Ω m
 - Dielectric withstanding voltage: 1500 V_{AC}/mm
 - Contact resistance: 20 m Ω max

SOLDERING

- Solder temperature: JEDEC lead free wave soldering

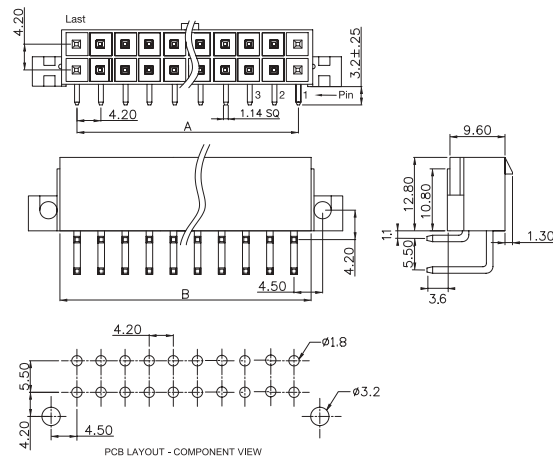
PACKAGING

- Tray

Order Code	Pins	A (mm)	B (mm)
649 002 227 222	2	-	5.40
649 004 227 222	4	4.20	9.60
649 006 227 222	6	8.40	13.80
649 008 227 222	8	12.60	18.00
649 010 227 222	10	16.80	22.20
649 012 227 222	12	21.00	26.40
649 014 227 222	14	25.20	30.60
649 016 227 222	16	29.40	34.80
649 018 227 222	18	33.60	39.00
649 020 227 222	20	37.80	43.20
649 022 227 222	22	42.00	47.40
649 024 227 222	24	46.20	51.60



4.20mm Male Dual Row Angled Header with Mounting Flanges for Screw-in Retention WR-MPC4



MATERIAL

- Insulator material: Nylon 66
- Flamability rating: UL94 V0
- Colour: White
- Contact material: Copper alloy
- Contact type: Stamped
- Contact plating: Tin
- Quality class: 25 Mating cycles
- Pitch: 4.20 mm

ENVIRONMENTAL

- Operating temperature: -40 °C up to 105 °C
- Compliance: Lead free and RoHS

ELECTRICAL

- Current rating: 6 to 9 A
- | No. Circuits | 2-3 | 4-6 | 7-10 | 12-24 |
|--------------|-----|-----|------|-------|
| Amps | 9 | 8 | 7 | 6 |
- Working voltage: 600 V_{AC}
 - Insulation resistance: >1000 MΩ
 - Dielectric withstanding voltage: 1500 V_{AC}/mm
 - Contact resistance: 20 mΩ max

SOLDERING

- Solder temperature: JEDEC lead free wave soldering

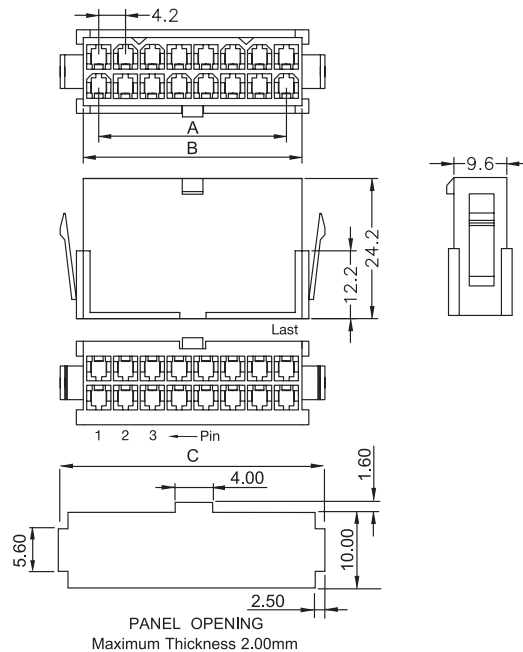

PACKAGING

- Tray

Order Code	Pins	A (mm)	B (mm)
649 002 210 22	2	-	5.40
649 004 210 22	4	4.20	9.60
649 006 210 22	6	8.40	13.80
649 008 210 22	8	12.60	18.00
649 010 210 22	10	16.80	22.20
649 012 210 22	12	21.00	26.40
649 014 210 22	14	25.20	30.60
649 016 210 22	16	29.40	34.80
649 018 210 22	18	33.60	39.00
649 020 210 22	20	37.80	43.20
649 022 210 22	22	42.00	47.40
649 024 210 22	24	46.20	51.60



4.20mm Male Dual Row Plug with Panel Mounting Ears WR-MPC4



07



MATERIAL

- Insulator material: Nylon 66
- Flamability rating: UL94 V0
- Colour: White
- Pitch: 4.20 mm

ENVIRONMENTAL

- Operating temperature: -40 °C up to 105 °C
- Compliance: Lead free and RoHS

ELECTRICAL

- Current rating: 6 to 9 A

No. Circuits	2-3	4-6	7-10	12-24
Amps	9	8	7	6

- Working voltage: 600 VAC
- Insulation resistance: >1000 MOhm
- Dielectric withstanding voltage: 1500 VAC/mn

PACKAGING

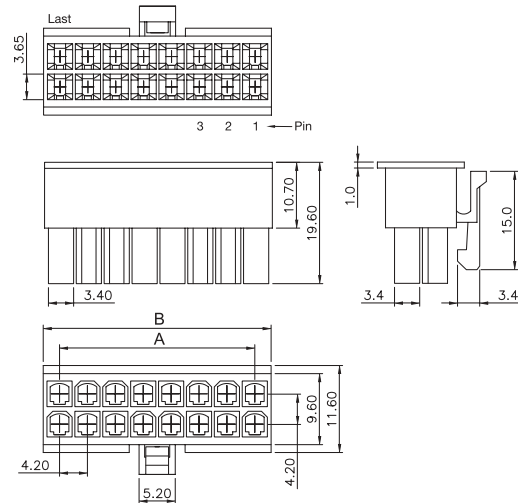

- Bag

To be used with male terminal 64900313722 & 64900413722 see page 07-20

Order Code	Pins	A (mm)	B (mm)	C (mm)
649 002 218 22	2	-	5.40	10.80
649 004 218 22	4	4.20	9.60	15.00
649 006 218 22	6	8.40	13.80	19.20
649 008 218 22	8	12.60	18.00	23.40
649 010 218 22	10	16.80	22.20	27.60
649 012 218 22	12	21.00	26.40	31.80
649 014 218 22	14	25.20	30.60	36.00
649 016 218 22	16	29.40	34.80	40.20
649 018 218 22	18	33.60	39.00	44.40
649 020 218 22	20	37.80	43.20	48.60
649 022 218 22	22	42.00	47.40	52.80
649 024 218 22	24	46.20	51.60	57.00



4.20mm Female Dual Row Receptacle WR-MPC4



MATERIAL

- Insulator material: Nylon 66
- Flamability rating: UL94 V0
- Colour: White
- Pitch: 4.20 mm

ENVIRONMENTAL

- Operating temperature: -40 °C up to 105 °C
- Compliance: Lead free and RoHS

ELECTRICAL

- Current rating: 6 to 9 A
- | No. Circuits | 2-3 | 4-6 | 7-10 | 12-24 |
|--------------|-----|-----|------|-------|
| Amps | 9 | 8 | 7 | 6 |
- Working voltage: 600 V_{AC}
 - Insulation resistance: >1000 MΩ_m
 - Dielectric withstanding voltage: 1500 V_{AC}/mm

PACKAGING

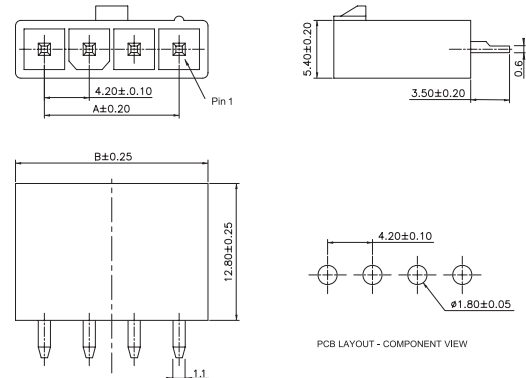

- Bag

To be used with female terminal 64900113722 & 64900213722
see page 07-19

Order Code	Pins	A (mm)	B (mm)
649 002 113 322	2	-	5.40
649 004 113 322	4	4.20	9.60
649 006 113 322	6	8.40	13.80
649 008 113 322	8	12.60	18.00
649 010 113 322	10	16.80	22.20
649 012 113 322	12	21.00	26.40
649 014 113 322	14	25.20	30.60
649 016 113 322	16	29.40	34.80
649 018 113 322	18	33.60	39.00
649 020 113 322	20	37.80	43.20
649 022 113 322	22	42.00	47.40
649 024 113 322	24	46.20	51.60



4.20mm Male Single Row Vertical Header WR-MPC4



07



MATERIAL

- Insulator material: Nylon 66
- Colour: White
- Contact material: Copper alloy
- Contact type: Stamped
- Contact plating: Tin
- Quality class: 25 Mating cycles
- Pitch: 4.20 mm

ENVIRONMENTAL

- Operating temperature: -40 °C up to 105 °C
- Flamability rating: UL94 V0
- Compliance: Lead free and RoHS

ELECTRICAL

- Current rating: 8 to 9 A

No. Circuits	2-3	4-5
Amps	9	8

- Working voltage: 600 V_{AC}
- Insulation resistance: >1000 MΩ_m
- Dielectric withstanding voltage: 1500 V_{AC}/mm
- Contact resistance: 20 mΩ_m max

SOLDERING

- Solder temperature: JEDEC lead free wave soldering

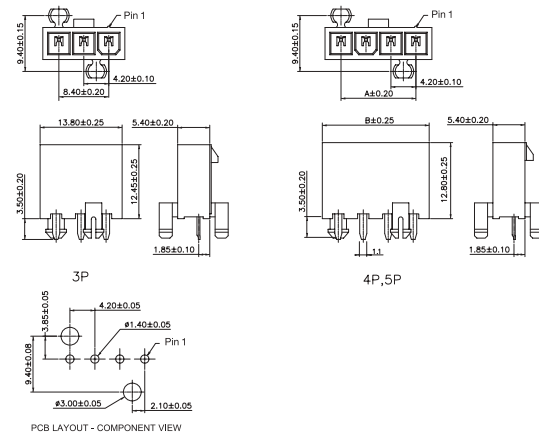
PACKAGING

- Tray

Order Code	Pins	A (mm)	B (mm)
649 002 111 22	2	4.20	9.60
649 003 111 22	3	8.40	13.80
649 004 111 22	4	12.60	18.00
649 005 111 22	5	16.80	22.20



4.20mm Male Single Row Vertical Header with Mounting Pegs WR-MPC4



MATERIAL

- Insulator material: Nylon 66
- Colour: White
- Contact material: Copper alloy
- Contact type: Stamped
- Contact plating: Tin
- Quality class: 25 Mating cycles
- Pitch: 4.20 mm

ENVIRONMENTAL

- Operating temperature: -40 °C up to 105 °C
- Flamability rating: UL94 V0
- Compliance: Lead free and RoHS

ELECTRICAL

- Current rating: 8 to 9 A
- | No. Circuits | 2-3 | 4-5 |
|--------------|-----|-----|
| Amps | 9 | 8 |
- Working voltage: 600 V_{AC}
 - Insulation resistance: >1000 MΩ
 - Dielectric withstanding voltage: 1500 V_{AC}/mm
 - Contact resistance: 20 mΩ max

SOLDERING

- Solder temperature: JEDEC lead free wave soldering

PACKAGING

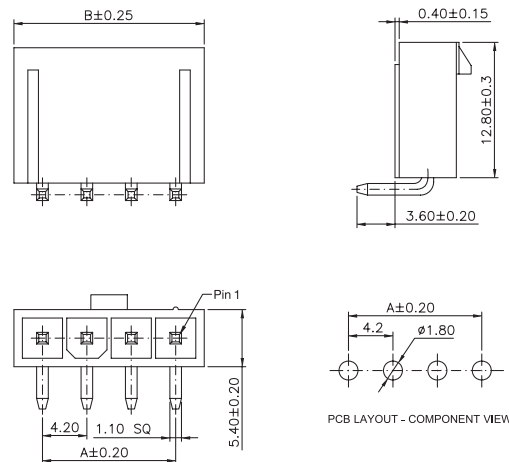

- Tray

07

Order Code	Pins	A (mm)	B (mm)
649 003 121 732	3	8.40	13.80
649 004 121 732	4	12.60	18.00
649 005 121 732	5	16.80	22.20



4.20mm Male Single Row Angled Header WR-MPC4



07



MATERIAL

- Insulator material: Nylon 66
- Flamability rating: UL94 V0
- Colour: White
- Contact material: Copper alloy
- Contact type: Stamped
- Contact plating: Tin
- Quality class: 25 Mating cycles
- Pitch: 4.20 mm

ENVIRONMENTAL

- Operating temperature: -40 °C up to 105 °C
- Compliance: Lead free and RoHS

ELECTRICAL

- Current rating: 8 to 9 A

No. Circuits	2-3	4-5
Amps	9	8

- Working voltage: 600 V_{AC}
- Insulation resistance: >1000 MΩm
- Dielectric withstanding voltage: 1500 V_{AC}/mm
- Contact resistance: 20 mΩ max

SOLDERING

- Solder temperature: JEDEC lead free wave soldering

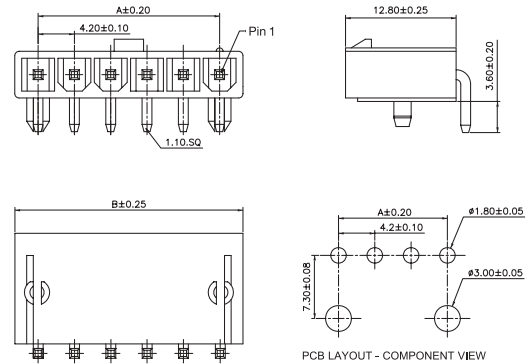
PACKAGING

- Tray

Order Code	Pins	A (mm)	B (mm)
649 002 195 22	2	4.20	9.60
649 003 195 22	3	8.40	13.80
649 004 195 22	4	12.60	18.00
649 005 195 22	5	16.80	22.20



4.20mm Male Single Row Angled Header with Mounting Pegs WR-MPC4



MATERIAL

- Insulator material: Nylon 66
- Flamability rating: UL94 V0
- Colour: White
- Contact material: Copper alloy
- Contact type: Stamped
- Contact plating: Tin
- Quality class: 25 Mating cycles
- Pitch: 4.20 mm

ENVIRONMENTAL

- Operating temperature: $-40\text{ }^{\circ}\text{C}$ up to $105\text{ }^{\circ}\text{C}$
- Compliance: Lead free and RoHS

ELECTRICAL

- Current rating: 8 to 9 A

No. Circuits	2-3	4-5
Amps	9	8

- Working voltage: 600 V_{AC}
- Insulation resistance: $>1000\text{ MOhm}$
- Dielectric withstanding voltage: 1500 V_{AC}/mn
- Contact resistance: 20 mOhm max

SOLDERING

- Solder temperature: JEDEC lead free wave soldering

PACKAGING

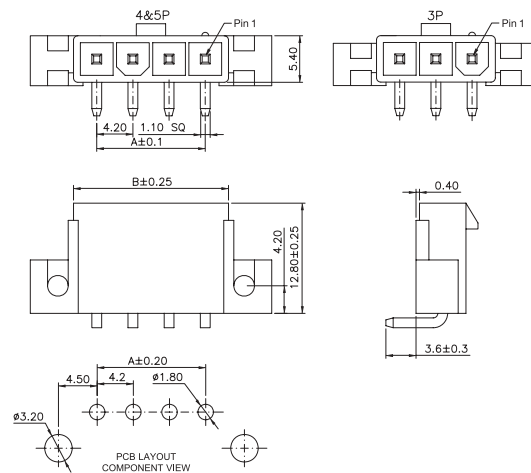
- Tray

07

Order Code	Pins	A (mm)	B (mm)
649 002 127 222	2	4.20	9.60
649 003 127 222	3	8.40	13.80
649 004 127 222	4	12.60	18.00
649 005 127 222	5	16.80	22.20



4.20mm Male Single Row Angled Header with Mount. Flanges for Screw-in Retention WR-MPC4



07



MATERIAL

- Insulator material: Nylon 66
- Flamability rating: UL94 V0
- Colour: White
- Contact material: Copper alloy
- Contact type: Stamped
- Contact plating: Tin
- Quality class: 25 Mating cycles
- Pitch: 4.20 mm

ENVIRONMENTAL

- Operating temperature: -40 °C up to 105 °C
- Compliance: Lead free and RoHS

ELECTRICAL

- Current rating: 8 to 9 A
- | No. Circuits | 2-3 | 4-5 |
|--------------|-----|-----|
| Amps | 9 | 8 |
- Working voltage: 600 V_{AC}
 - Insulation resistance: >1000 MΩm
 - Dielectric withstanding voltage: 1500 V_{AC}/mm
 - Contact resistance: 20 mΩm max

SOLDERING

- Solder temperature: JEDEC lead free wave soldering

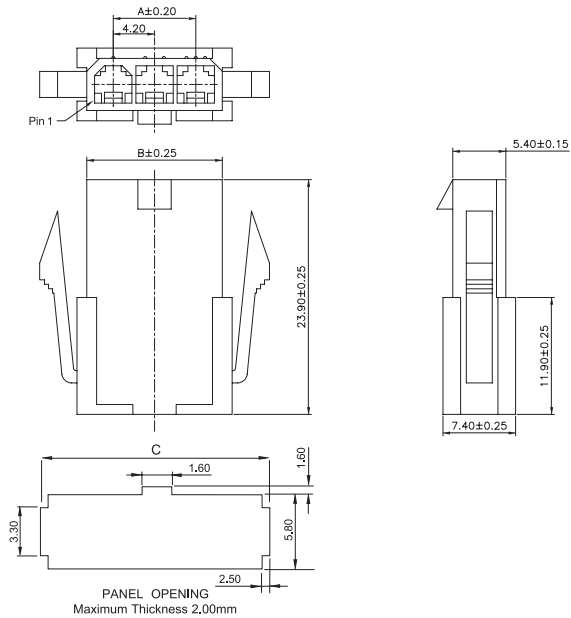

PACKAGING

- Tray

Order Code	Pins	A (mm)	B (mm)
649 002 110 22	2	4.20	9.60
649 003 110 22	3	8.40	13.80
649 004 110 22	4	12.60	18.00
649 005 110 22	5	16.80	22.20



4.20mm Male Single Row Plug with Panel Mounting Ears WR-MPC4



MATERIAL

- Insulator material: Nylon 66
- Flamability rating: UL94 V0
- Colour: White
- Pitch: 4.20 mm

ENVIRONMENTAL

- Operating temperature: -40 °C up to 105 °C
- Compliance: Lead free and RoHS

ELECTRICAL

- Current rating: 8 to 9 A

No. Circuits	2-3	4-5
Amps	9	8

- Working voltage: 600 V_{AC}
- Insulation resistance: >1000 MΩ_m
- Dielectric withstanding voltage: 1500 V_{AC}/mm

PACKAGING

- Bag

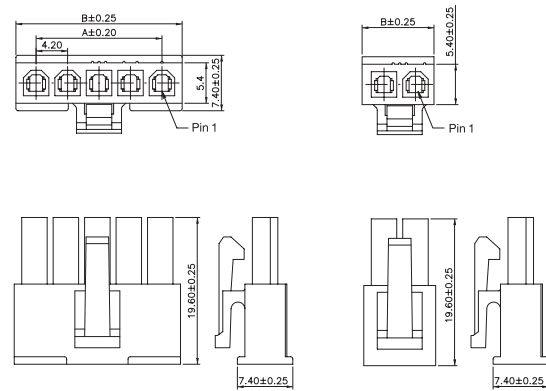
To be used with male terminal 64900313722 & 64900413722
see page 07-20

07

Order Code	Pins	A (mm)	B (mm)	C (mm)
649 002 118 22	2	4.20	9.60	15.00
649 003 118 22	3	8.40	13.80	19.20
649 004 118 22	4	12.60	18.00	23.40
649 005 118 22	5	16.80	22.20	27.60



4.20mm Female Single Row Receptacle WR-MPC4



07



MATERIAL

- Insulator material: Nylon 66
- Flamability rating: UL94 V0
- Colour: White
- Pitch: 4.20 mm

ENVIRONMENTAL

- Operating temperature: -40 °C up to 105 °C
- Compliance: Lead free and RoHS

ELECTRICAL

- Current rating: 8 to 9 A

No. Circuits	2-3	4-5
Amps	9	8

- Working voltage: 600 V_{AC}
- Insulation resistance: >1000 MOhm
- Dielectric withstanding voltage: 1500 V_{AC}/mm

PACKAGING

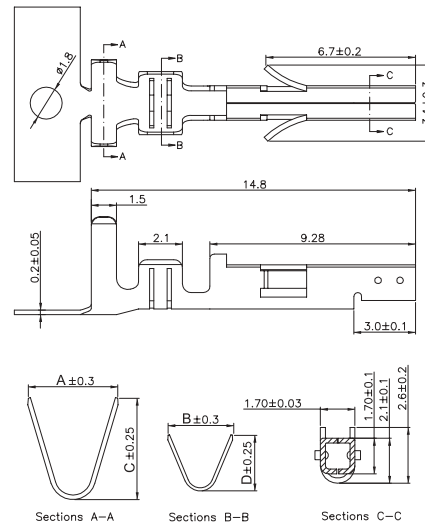
- Bag

To be used with female terminal 64900113722 & 64900213722
see page 07-19

Order Code	Pins	A (mm)	B (mm)
649 002 013 322	2	4.20	9.60
649 003 013 322	3	8.40	13.80
649 004 013 322	4	12.60	18.00
649 005 013 322	5	16.80	22.20



Female Terminal WR-MPC4



MATERIAL

- Contact material: Copper alloy
- Contact type: Stamped
- Contact plating: Tin
- Quality class: 25 Mating cycles
- Pitch: For 4.20 mm

ELECTRICAL

- Current rating: 9 A
- Working voltage: 600 VAC
- Insulation resistance: >1000 MOhm
- Dielectric withstanding voltage: 1500 VAC/mm
- Contact resistance: 20 mOhm max

ENVIRONMENTAL

- Operating temperature: -40 °C up to 105 °C
- Compliance: Lead free and RoHS

WIRE DIMENSION

- Code 64900113722, AWG: 22-16 (0.33 to 1.31 mm²)
- Code 64900213722, AWG: 26-24 (0.13 to 0.20 mm²)

PACKAGING

- See table
- To order spare terminal in small quantity (100pcs per bag) please order 64900113722DEC or 64900213722DEC
1pc = 1 terminal

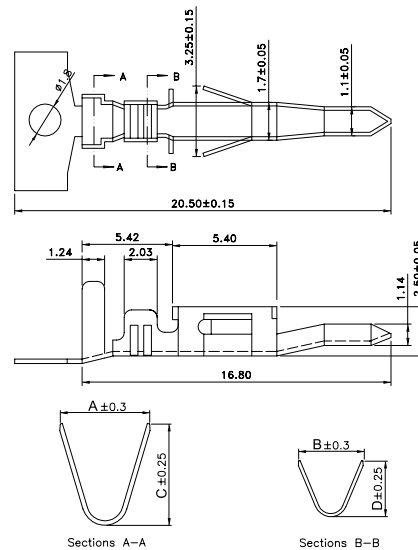
Crimping tools see page 07-21

07

Order Code	Quantity by Reel	AWG	A	B	C	D
649 001 137 22	4kps	22 - 16 (0.33 to 1.31 mm ²)	3.70	2.50	4.40	2.40
649 002 137 22	8kps	26 - 24 (0.13 to 0.20 mm ²)	3.40	2.50	3.30	2.30



Male Terminal WR-MPC4



07



MATERIAL

- Contact material: Copper alloy
- Contact type: Stamped
- Contact plating: Tin
- Quality class: 25 Mating cycles
- Pitch: For 4.20 mm

ELECTRICAL

- Current rating: 9 A
- Working voltage: 600 VAC
- Insulation resistance: >1000 MOhm
- Dielectric withstanding voltage: 1500 VAC/mn
- Contact resistance: 20 mOhm max

ENVIRONMENTAL

- Operating temperature: -40 °C up to 105 °C
- Compliance: Lead free and RoHS

WIRE DIMENSION

- Code 64900313722, AWG: 22–16 (0.33 to 1.31 mm²)
- Code 64900413722, AWG: 26–24 (0.13 to 0.20 mm²)


PACKAGING

- See table
- To order spare terminal in small quantity (100pcs per bag) please order 64900313722DEC or 64900413722DEC
1pc = 1 terminal

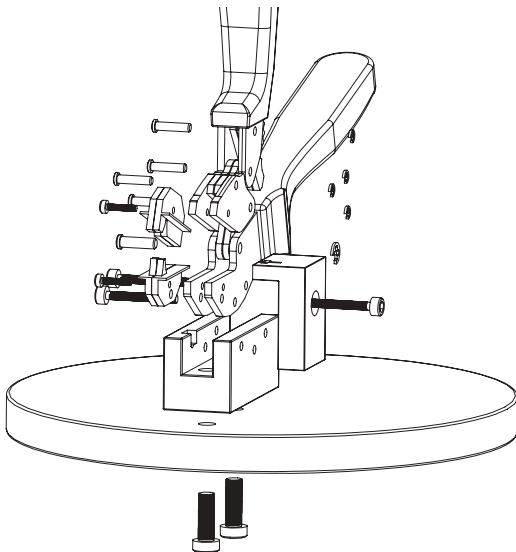
Crimping tools see page 07-21

Order Code	Quantity by Reel	AWG	A	B	C	D
649 003 137 22	4kps	22 – 16 (0.33 to 1.31 mm ²)	4.00	2.50	4.50	2.30
649 004 137 22	4kps	26 – 24 (0.13 to 0.20 mm ²)	3.50	2.50	3.30	2.30

Tooling Ordering Information WR-MPC4



07



1



2

Tool	Order Code	Fig.	Terminal Code Compatible	Gauge AWG	Gender
Hand Plier & Die Set	600649122161	1	649 003 137 22	22 – 16 (0.33 to 1.31 mm ²)	male
Hand Plier & Die Set	600649126241	1	649 004 137 22	26 – 24 (0.13 to 0.20 mm ²)	male
Hand Plier & Die Set	600649222161	1	649 001 137 22	22 – 16 (0.33 to 1.31 mm ²)	female
Hand Plier & Die Set	600649226241	1	649 002 137 22	26 – 24 (0.13 to 0.20 mm ²)	female
Extraction Tool	600000000010	2	For all terminals		



Design Kit WR-MPC4



07



Order Code 649 001

Design Kit WR-MPC4

All the parts of the assortment are detailed below

P/N in the Kit	Pins	Description
649 0 xx 211 22	2 to 24	4.20mm Male Dual Row Vertical Header
649 0 xx 221 732	2 to 24	4.20mm Male Dual Row Vertical Header With Mounting Pegs
649 0 xx 295 22	2 to 24	4.20mm Male Dual Row Angled Header
649 0 xx 227 222	2 to 24	4.20mm Male Dual Row Angled Header With Mounting Pegs
649 0 xx 210 22	2 to 24	4.20mm Male Dual Row Angled Header With Mounting Flanges For Screw-in Retention
649 0 xx 218 22	2 to 24	4.20mm Male Dual Row Plug With Panel Mounting Ears
649 0 xx 113 322	2 to 24	4.20mm Female Dual Row Receptacle
649 0 xx 111 22	2 to 5	4.20mm Male Single Row Vertical Header
649 0 xx 121 732	2 to 5	4.20mm Male Single Row Vertical Header With Mounting Pegs
649 0 xx 195 22	2 to 5	4.20mm Male Single Row Angled Header
649 0 xx 127 222	2 to 5	4.20mm Male Single Row Angled Header With Mounting Pegs
649 0 xx 110 22	2 to 5	4.20mm Male Single Row Angled Header With Mounting Flanges For Screw-in Retention
649 0 xx 118 22	2 to 5	4.20mm Male Single Row Plug With Panel Mounting Ears
649 0 xx 013 322	2 to 5	4.20mm Female Single Row Receptacle
649 003 137 22 and 649 004 137 22		4.20mm Male Terminal
649 001 137 22 and 649 002 137 22		4.20mm Female Terminal