THIS DRAWING IS UNPUBLISHED. RELEASED FOR PUBLICATION -.-.
© COPYRIGHT - BY TYCO ELECTRONICS CORPORATION. ALL RIGHTS RESERVED.

LOC	DIST
CM	00

REVISIONS

P	LTR	DESCRIPTION	DATE	DWN	APVD
	G	REVISED PER 0G38-0910-04	15-MAR-05	SH	DC

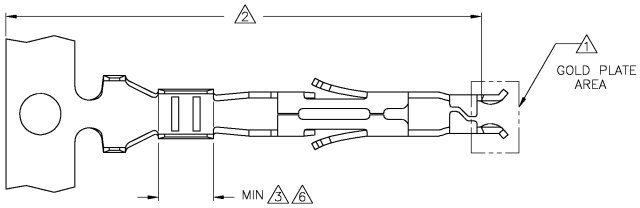

1. FINISH: 0.76μm MIN GOLD OVER 1.27μm MIN NICKEL REQUIRED ON INNER SURFACE, PERMITTED ON OUTER SURFACE.

2. FINISH: NICKEL BASE PLATE ON ALL SURFACES IN THIS AREA.

3. FINISH: 2.54μm MIN TIN-LEAD ON ALL SURFACES IN THIS AREA.

4. WIRE RANGE: 0.12-0.35mm² (26-22 AWG).

5. INSULATION RANGE; ø1.20-1.75 [ø.047-.069]

6. FINISH: 2.54μm MINIMUM TIN ON ALL SURFACES IN THIS AREA.

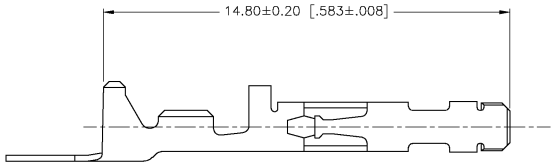

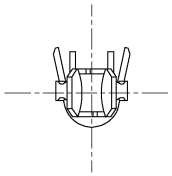

1-794142-3	1 2 6	0.22 [.009] PH BRZ	1-794139-3
794142-3	1 2 3	0.22 [.009] PH BRZ	794139-3
REFERENCE LOOSE PIECE	FINISH	MATERIAL	PART NUMBER

THIS DRAWING IS A CONTROLLED DOCUMENT.

DIMENSIONS: MM [INCHES]

TOLERANCES UNLESS OTHERWISE SPECIFIED:
0 PLC ±
1 PLC ±
2 PLC ± 0.10 [.004]
3 PLC ±
4 PLC ±
ANGLES ± 0° 30'

MATERIAL

FINISH

METRIC

DWN S. HOOVER 26-SEP-2002
CHK D. COLEY 26-SEP-2002
APVD D. COLEY 26-SEP-2002

PRODUCT SPEC 108-1646
APPLICATION SPEC 114-6067
WEIGHT

tyco Electronics
Tyco Electronics Corporation
Harrisburg, PA 17105-3608

NAME CONTACT, SOCKET, AMP-DUAC™ POWER CONNECTOR

SIZE	CAGE CODE	DRAWING NO	RESTRICTED TO
A2	00779	C-794139	—

CUSTOMER DRAWING SCALE 10:1 SHEET 1 OF 1 REV G

794139

AMP 1471-9 REV 31MAR2000

Downloaded from Elcodis.com electronic components distributor