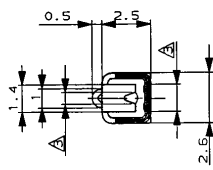


/med/outco/new/v.095-0013/customer/s.c-173630

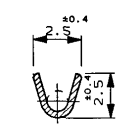
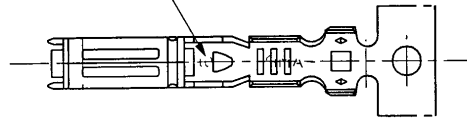
NUMBER C-173630
METRIC
3/4 ANGLE PROJECTION

DIMENSIONS IN MILLIMETERS. DO NOT SCALE PRINT

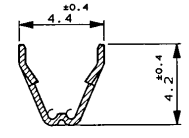
PRINT DIST
AMP-J
REV. 10/83



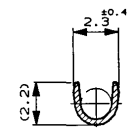
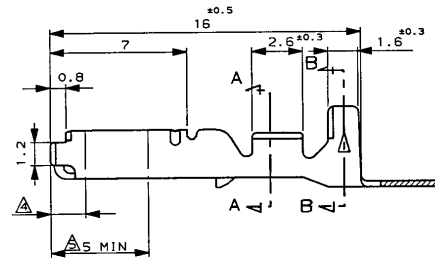
WIRE RANGE ID MARK
("S" SIZE MARK)
(STAMPED ON BOTTOM)
端子識別マーク "S"
(底面に刻印)



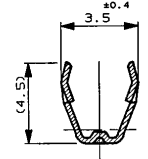
断面 A-A
SECT A-A



断面 B-B
SECT B-B



断面 A-A
SECT A-A



断面 B-B
SECT B-B

(175026のみ適用)
(ONLY 175026)
(175026のみ適用)
(ONLY 175026)

- 注:
- 1 製品規格; 108-5216, 108-5231, 108-5264
 - 2 取付適用規格; 114-5091
- △ 部分金のつき (接触面のみ)
 - △ 識別用金のつき (全周)
 - △ 部分金のつき (両側のみ)

- NOTE:
- 1 PRODUCT SPEC; 108-5216, 108-5231, 108-5264
 - 2 APPLICATION SPEC; 114-5091
- △ SELECTIVE GOLD PLATING (ONLY CONTACT SIDE)
 - △ GOLD PLATING FOR DISCERNMENT (ALL AROUND)
 - △ SELECTIVE GOLD PLATING (ONLY BOTH SIDES OF THE BOX)

175026-7	部分金のつき SELECTIVE GOLD	実銅板厚0.3 BRASS 0.3	1-173630-2
175026-6	部分金のつき SELECTIVE GOLD	リン實銅板厚0.3 PHOS BRO. 0.3	173630-7
175026-1	鍍めつき済 PRE-TINNED	リン實銅板厚0.3 PHOS BRO. 0.3	173630-6
175026-1	部分金のつき SELECTIVE GOLD	実銅板厚0.3 BRASS 0.3	173630-2
175026-1	鍍めつき済 PRE-TINNED	実銅板厚0.3 BRASS 0.3	173630-1
バラ端子型番 (L/P PART NUMBER)	仕上 (FINISH)	材料 (MATERIAL)	型番 (PART NUMBER)

F	追加	1- -2	FJ00-1985-95	2/11	2/25
E	変更	(J-10171)	T.S	M.O	10/29/89
D	変更	(J-10781)	T.S	Y.M	3/1/89
C	変更	(J-10229)	T.S	Y.M	2/20/87
B	変更	(J-9953)	T.S	Y.M	8/29/87
LTR	変更	(REVISION RECORD)	DR	CHK	DATE

Copyright ©1987 AMP (Japan) LTD. ALL RIGHTS RESERVED.	Copyright ©1987 AMP (Japan) LTD. ALL RIGHTS RESERVED.
電線範囲 (WIRE RANGE) AVS 0.2-0.3 mm ² (AWG#24-22)	絶縁外径 (INSULATION DIA.) 1.4-1.9 mm
材料 (MATERIAL) SEE TABLE	仕上 (FINISH) SEE TABLE
DR. 9/28/87 T. SAGAWA	DE. 10/6/87 T. SAGAWA
CHK. 12/5/87 M. MITSUDA	APP. 10/17/87 A. LOUCH

名称 (NAME)		.070 SERIES RECEPTACLE CONTACT	
名称 (NAME)		.070 シリーズ リセプタクル コンタクト	
一般公差 (GENERAL TOLERANCE)	LOC	番号 (No.)	C-173630
0<=K 10 : ±0.2	B	J	
10<=K 30 : ±0.25	尺床 (SCALE)	REV.	F
30<=K 100 : ±0.3	S-1	REV.	F
ANGLES : ±3°		SHEET	1 OF 1

(CUSTOMER DRAWING) 参考 面