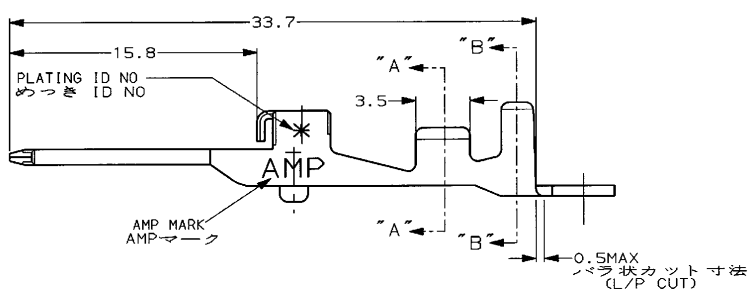
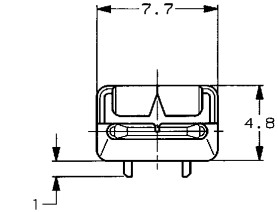
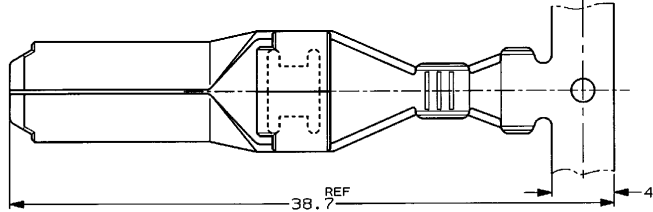
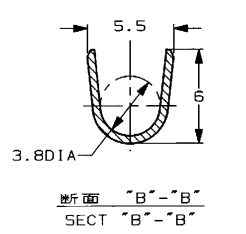
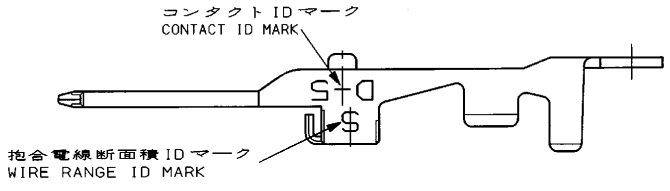
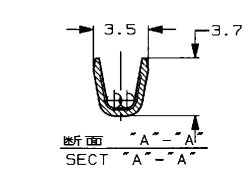


THIS DRAWING IS UNPUBLISHED. RELEASED FOR PUBLICATION , 1995 .
 (C) COPYRIGHT 1995 BY AMP INCORPORATED, ALL RIGHTS RESERVED.

LOC		DIST		REVISIONS				
P	LYR	DESCRIPTION	ECN	DATE	OWN	APVD		
0	RELEASED		FJ00-3551-95	1/NOV 95	K.I	S.M		



注記
 △めつき:コンタクト:全面Ni下地
 接触部:0.38μm MIN金のめつき
 △めつき:コンタクト:全面Ni下地
 接触部:0.76μm MIN金のめつき

NOTES
 △ FINISH (CONTACT AREA), 0.38μm MIN GOLD PLATING OVER Ni PLATING
 △ FINISH (CONTACT AREA), 0.76μm MIN GOLD PLATING OVER Ni PLATING

めつき ID NO PL ID CODE	仕上 FINISH	バラ状 L/P	連続状 STRIPPED	型番 (P/N)
3	△	917804-3	917802-3	
2	△	917804-2	917802-2	

WIRE RANGE 抱合電線断面積 1.23/2.27mm² INSULATION O.T.A 絶縁外径 3/3.8 mm φ
 AWG #16/#14

THIS DRAWING IS A CONTROLLED DOCUMENT FOR AMP INCORPORATED. IT IS SUBJECT TO CHANGE AND THE CONTROLLING ENGINEERING ORGANIZATION SHOULD BE CONTACTED FOR THE LATEST REVISION.		JUN 31/0CT/95 K. IKEDA CRK 3/0CT/95 Y. Kihara APVD 1/NOV/95 S. Muraoka	NAME 名称 AMP 日本エー・エム・ピー株式会社 Kawasaki, Japan
DIMENSIONS: 単位: mm 	TOLERANCES UNLESS OTHERWISE SPECIFIED 一般公差 10% ±0.3 30% ±0.35 100% ±0.4 ANGLE: ±3°	PRODUCT SPEC 108-5453 APPLICATION SPEC 114-5206 WEIGHT T1	SIZE A3 CAGE CODE 00779 DRAWING NO 917802 SCALE 4-1 SHEET 1 OF 1 REV 0
MATERIAL 材料 銅合金 (COPPER ALLOY)	FINISH 仕上 SEE TABLE 表参照	CUSTOMER DRAWING	AMP TAB CONTACT "S" SIZE タブ コンタクト "S" サイズ <DYNAMIC D-5000 SERIES>

AMP1470-19 REV. 10/93
 F1029366

参考図面