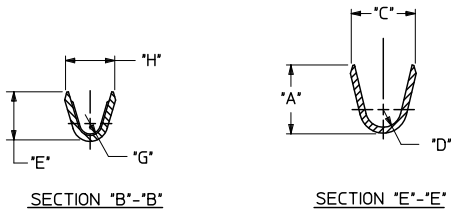
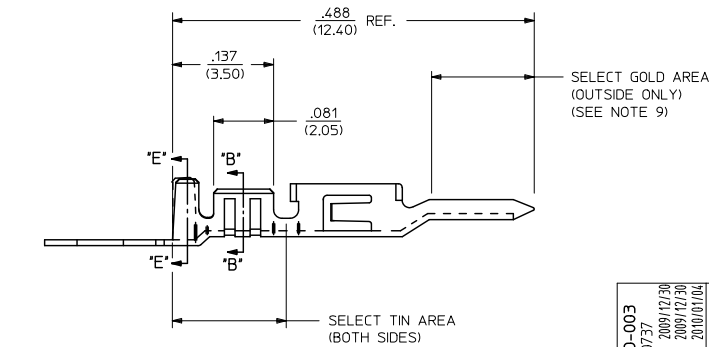
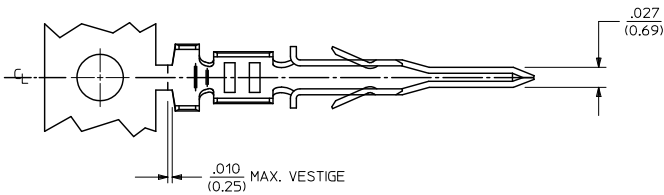


13 12 11 10 9 8 7 6 5 4 3 2 1



AWG:	MAX. INSULATION
20-24	.073/(1.85)
26-30	.050/(1.27)

ITEM NUMBER	PLATING OPTION	WIRE SIZE	ASSEMBLY OPTION	"A" ±.016 (±0.41)	"C" ±.012 (±0.30)	"D" ±.005 (±0.13)	"E" ±.016 (±0.41)	"G" ±.005 (±0.13)	"H" ±.012 (±0.30)
43031-0001	A	20-24	CHAIN	.090/(2.29)	.100/(2.54)	.030/(0.76) R.	.075/(1.91)	.025/(0.64) R.	.082/(2.08)
43031-0002	B	20-24	CHAIN	.090/(2.29)	.100/(2.54)	.030/(0.76) R.	.075/(1.91)	.025/(0.64) R.	.082/(2.08)
43031-0003	C	20-24	CHAIN	.090/(2.29)	.100/(2.54)	.030/(0.76) R.	.075/(1.91)	.025/(0.64) R.	.082/(2.08)
43031-0004	A	26-30	CHAIN	.075/(1.91)	.083/(2.10)	.025/(0.64) R.	.058/(1.47)	.020/(0.51) R.	.065/(1.65)
43031-0005	B	26-30	CHAIN	.075/(1.91)	.083/(2.10)	.025/(0.64) R.	.058/(1.47)	.020/(0.51) R.	.065/(1.65)
43031-0006	C	26-30	CHAIN	.075/(1.91)	.083/(2.10)	.025/(0.64) R.	.058/(1.47)	.020/(0.51) R.	.065/(1.65)
43031-0007	A	20-24	LOOSE	.090/(2.29)	.100/(2.54)	.030/(0.76) R.	.075/(1.91)	.025/(0.64) R.	.082/(2.08)
43031-0008	B	20-24	LOOSE	.090/(2.29)	.100/(2.54)	.030/(0.76) R.	.075/(1.91)	.025/(0.64) R.	.082/(2.08)
43031-0009	C	20-24	LOOSE	.090/(2.29)	.100/(2.54)	.030/(0.76) R.	.075/(1.91)	.025/(0.64) R.	.082/(2.08)
43031-0010	A	26-30	LOOSE	.075/(1.91)	.083/(2.10)	.025/(0.64) R.	.058/(1.47)	.020/(0.51) R.	.065/(1.65)
43031-0011	B	26-30	LOOSE	.075/(1.91)	.083/(2.10)	.025/(0.64) R.	.058/(1.47)	.020/(0.51) R.	.065/(1.65)
43031-0012	C	26-30	LOOSE	.075/(1.91)	.083/(2.10)	.025/(0.64) R.	.058/(1.47)	.020/(0.51) R.	.065/(1.65)



NOTES:

- 1) MATERIAL : PHOSPHOR BRONZE ALLOY
- 2) TERMINAL PLATING:
 A = HOT TIN DIP: .000040/(0.00102) MIN.
 B = .000015/(0.00038) MIN. SELECT GOLD
 .000100/(0.002543) MIN. SELECT TIN
 OVER .000050/(0.00127) MIN. NICKEL
 C = .000030/(0.00076) MIN. SELECT GOLD
 .000100/(0.002543) MIN. SELECT TIN
 OVER .000050/(0.00127) MIN. NICKEL
 * MATERIAL NUMBERS WITH SELECT PLATING ARE POST-PLATED AFTER FORMING.
- 3) PRODUCT SPECIFICATION : PS-43045, PS-43650, PS-44300-001
- 4) PACKAGING SPECIFICATION: PK-43031-001 (REEL), PK-43030-003 (LOOSE).
- 5) TERMINAL FOR USE IN MICRO FIT PLUG 43020-****, 43640-****, AND 44300-****.
- 6) FOR TERMINAL ORIENTATION IN PLUG SEE DRAWING SDA-43020-**** OR SD-43640-****.
- 7) THIS TERMINAL IS DESIGNED IN METRIC.
- 8) THE PRIMARY SHIPPING CARTON WILL BE LABELED 'COMPLIANT TO RoHS DIRECTIVE 2002/95/EC AND ELV ANNEX II OF DIRECTIVE 2000/53/EC.' CARTONS WITHOUT THIS LABEL MAY CONTAIN PRODUCT WITH TIN/LEAD IN THE PC TAIL AREA.
- 9) SOME GOLD MAY BE PRESENT ON INSIDE SURFACE.

ADD PK-43030-003 EC NO. UCP200-0737 DRAWN BY: SSOUSEK 2009/12/30 CHKD BY: SSOUSEK 2009/12/30 APPROVED BY: SMITH 2010/01/04	QUALITY SYMBOLS ▽=0 ▽=0	GENERAL TOLERANCES (UNLESS SPECIFIED)		DIMENSION STYLE		SCALE	DESIGN UNITS	THIRD ANGLE PROJECTION		
				IN/MM		---	METRIC			
				DRAWN BY: MUELLER		DATE: 2002/08/13			TITLE: MICRO-FIT (3.0) MALE TERMINAL	
				CHECKED BY: MUELLER		DATE: 2002/08/13			MATERIAL NO. SD-43031-****	
		APPROVED BY: MARGULIS		DATE: 2002/08/13		DOCUMENT NO.		SHEET NO. 1 OF 1		
		ANGULAR ±1/2°		SEE CHART		THIS DRAWING CONTAINS INFORMATION THAT IS PROPRIETARY TO MOLEX INCORPORATED AND SHOULD NOT BE USED WITHOUT WRITTEN PERMISSION				

12 11 10 9 8 7 6 5 4 3 2 1