

4

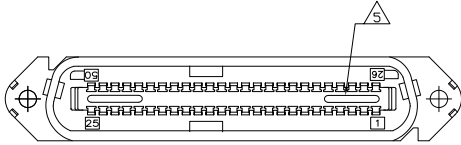
3

2

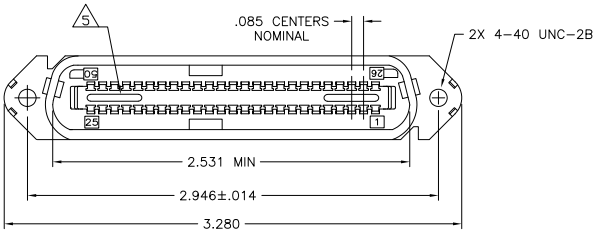
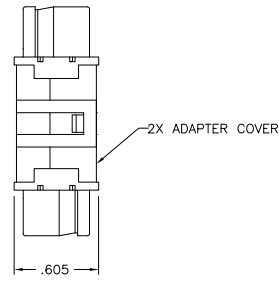
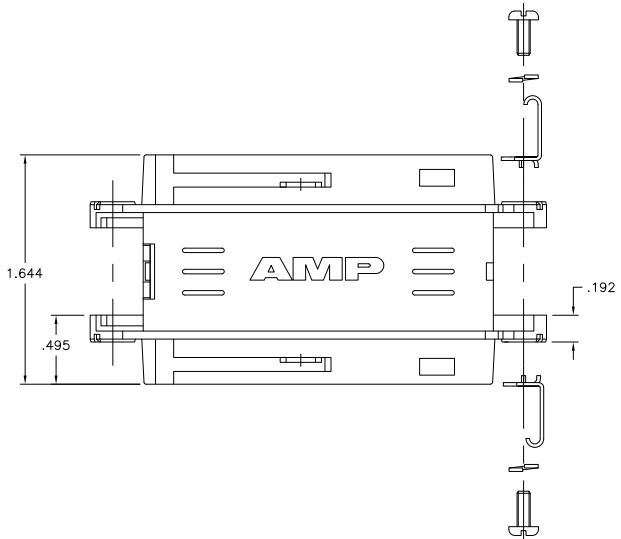
1

THIS DRAWING IS UNPUBLISHED. RELEASED FOR PUBLICATION  
 © COPYRIGHT BY TYCO ELECTRONICS CORPORATION. ALL RIGHTS RESERVED.

LOC		DIBT		REVISIONS		
GP	00	P	LTR	DESCRIPTION	DATE	BY
		B		REVISED PER ECO-08-007327	02OCT08	BM WM



1. LIKE NUMBERED CONTACTS ON BOTH CONNECTORS ARE ELECTRICALLY COMMON.
2. THE CONTACT SURFACES OF THE TERMINALS ARE COATED WITH LUBRICANT.
3. MATERIAL:  
HOUSING & COVERS: POLYOHENYLENE, BLACK.  
TERMINAL - HIGH STRENGTH COPPER ALLOY PLATED WITH EITHER .000030 MIN GOLD OR GOLD FLASH OVER PALLADIUM NICKEL PLATE, .000030 MIN TOTAL ON MATING SURFACE. .000050 MIN NICKEL UNDERPLATE OVER ENTIRE TERMINAL.  
HARDWARE, ZINC PLATED STEEL.
4. ALL DIMENSIONS ARE MAXIMUM UNLESS OTHERWISE SPECIFIED.
5. CORING MAY OR MAY NOT APPEAR AND IS AT THE DISCRETION OF AMP.



PACKAGING	DESCRIPTION	PART NUMBER
ONE KIT PER POLY BAG	WITHOUT J HOOK AND HARDWARE	5554876-2
ONE KIT PER POLY BAG	WITH J HOOK AND HARDWARE	5554876-1

THIS DRAWING IS A CONTROLLED DOCUMENT.

DIMENSIONS: INCHES 0 PLG ± .005 1 PLG ± .005 2 PLG ± .005 3 PLG ± .005 4 PLG ± .005 ANGLES ± .5° FINISH	TOLERANCES UNLESS OTHERWISE SPECIFIED: .015 .010 .005 .002 .001 .0005 .0002 .0001	DR. S. MCMASTER 26OCT05 CR. W. MILLHIMES 26OCT05 APD. W. MILLHIMES 26OCT05 NAME APPLICATION SPEC PRODUCT SPEC WEIGHT CUSTOMER DRAWING	Tyco Electronics Corporation Harrisburg, PA 17105-3608 Tyco Electronics PLUG KIT, GENDER MENDER, 50 POSN, WITH & WITHOUT J HOOK HDW, CHAMP-LOK SIZE CASE CODE DRAWING NO A2 00779 C-5554876 RESTRICTED TO SCALE 2:1 SHEET 1 of 1 REV B
---	---	--	---

AMP 1471-9 REV 31MM2000

5554876

A