

4

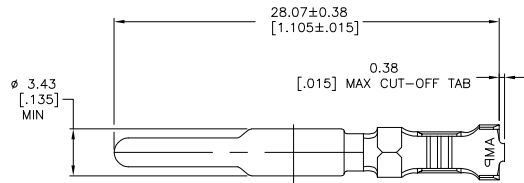
3

2

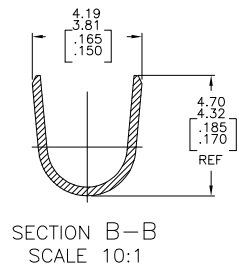
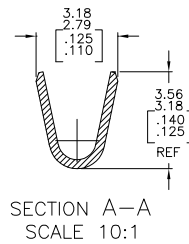
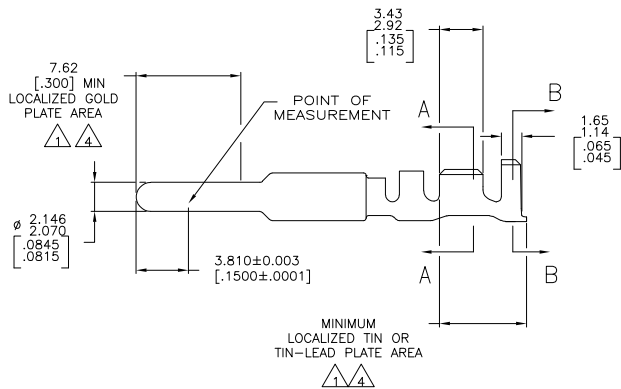
1

THIS DRAWING IS UNPUBLISHED. RELEASED FOR PUBLICATION
 © COPYRIGHT BY TYCO ELECTRONICS CORPORATION. ALL RIGHTS RESERVED.

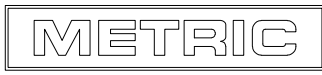
LOC	DIST	REVISIONS		
F	LTR	DESCRIPTION	DATE	BY
CM	00			
F		EC 0038 0215 05	23SEP05	BSV/RJG



- △ 0.00076[.000030] MIN GOLD AT POINT OF MEASUREMENT IN THE LOCALIZED GOLD PLATE AREA, 0.00127[.000050] MIN TIN-LEAD IN THE TIN-LEAD PLATE AREA, 0.00127[.000050] MIN NICKEL UNDERPLATE ON ENTIRE CONTACT.
- 2. WIRE RANGE: 0.5-2mm² [20-14] AWG. INSULATION RANGE: 1.52-3.30[.060-.130] DIA.
- 3. DIMENSIONS IN BRACKETS ARE IN INCHES.
- △ 0.00076[.000030] MIN GOLD AT POINT OF MEASUREMENT IN THE LOCALIZED GOLD PLATE AREA, 0.00127[.000050] MIN MATTE TIN IN MATTE TIN PLATE AREA, 0.00127[.000050] MIN NICKEL UNDERPLATE ON ENTIRE CONTACT.



GOLD	△	0.30[.012]	BRASS	1-770254-0
GOLD	△	0.30[.012]	BRASS	770254-2
PRE-TIN		0.30[.012]	BRASS	770254-1
FINISH			MATERIAL	PART NUMBER



THIS DRAWING IS A CONTROLLED DOCUMENT.

DIMENSIONS: mm [INCHES]	TO MANUFACTURE TO DIMENSIONS SHOWN.	DRW: S. CARPENTER 11A0203	TYCO Electronics Corporation
0 PLG	a -	CHK: JONES 11A0203	Harrisburg, PA 17105-3608
1 PLG	a -	APP: C. JONES 11A0203	
2 PLG	a -	NAME: PIN, GROUNDING, LOOSE PIECE, UNIVERSAL MATE-N-LOK(TM) II	
3 PLG	a -	APPLICATION SPEC: -	
4 PLG	a -	WEIGHT: -	
ANGLE	a -	SIZE: A2	CAGE CODE: 00779
FINISH	a -	DRAWING NO: C-770254	RESTRICTED TO: -
SEE TABLE	SEE TABLE	CUSTOMER DRAWING	SCALE: 5:1 SHEET: 1 of 1 REV: F

AMP 1471-9 REV 31MAR2000