

4

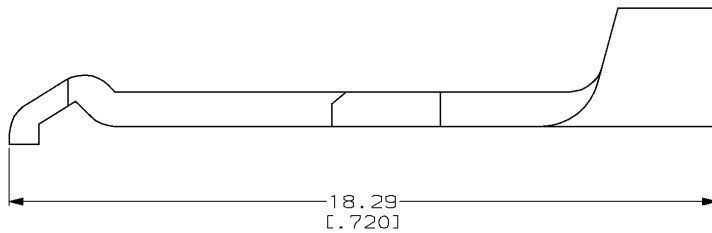
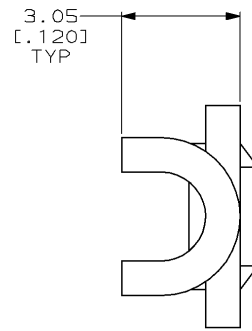
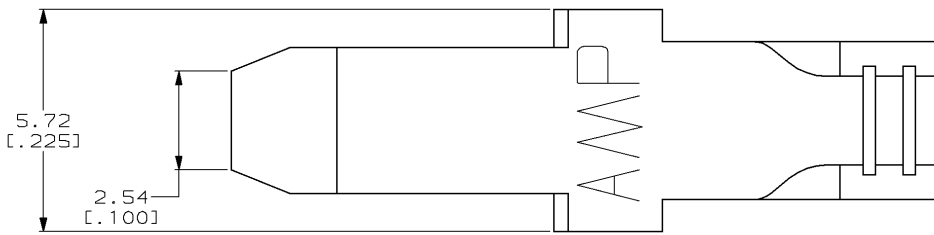
3

2

1

THIS DRAWING IS UNPUBLISHED. RELEASED FOR PUBLICATION, 19
 © COPYRIGHT 19 BY AMP INCORPORATED. ALL RIGHTS RESERVED.

LOC	DIST	REVISIONS					
FT	60	P	LTR	DESCRIPTION	DATE	DWN	APVD
		E		REDRAWN & REV PER EC 0320-74-97	15 APR 97	-	-



1. CONTACT TO BE USED WITH HOUSING 53894.

54329-1
 PART NUMBER

THIS DRAWING IS A CONTROLLED DOCUMENT.		DWN	M. BINNER	15 APR 97	AMP AMP Incorporated Harrisburg, PA 17105-3608
		CHK	R. STONE	24 APR 97	
DIMENSIONS:		APVD	M. MCALONIS	22 MAY 97	NAME
mm (INCHES)		PRODUCT SPEC		CONTACT, SOLDER BARREL	
TOLERANCES UNLESS OTHERWISE SPECIFIED:		APPLICATION SPEC		SERIES 1, POWER LOCK	
0 PLC ±-		SIZE		CAGE CODE	
1 PLC ±-		114-6032		DRAWING NO	
2 PLC ±0.38 (.015)		WEIGHT		RESTRICTED TO	
3 PLC ±-		-		A3 00779	
4 PLC ±-		CUSTOMER DRAWING		SCALE	
ANGLES ±-		SCALE 4:1		SHEET 1 OF 1	
MATERIAL	COPPER	FINISH		REV	
		5.08µm (.000200)		E	
		MIN SILVER			