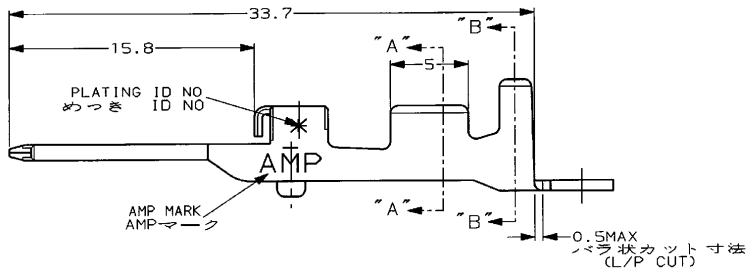
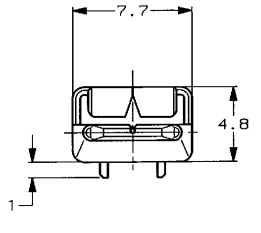
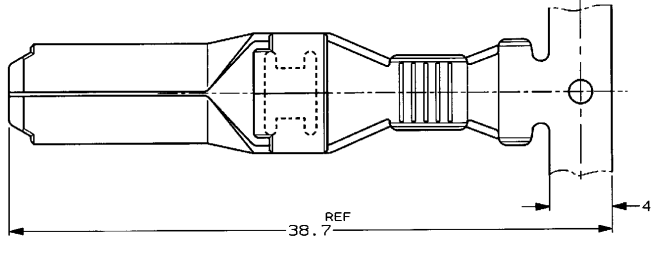
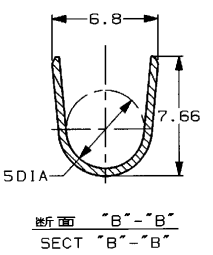
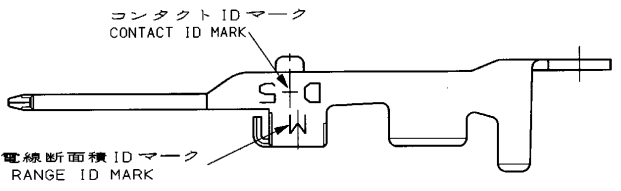
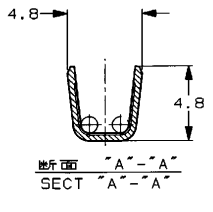


THIS DRAWING IS UNPUBLISHED. RELEASED FOR PUBLICATION 1995
 © COPYRIGHT 1995 BY AMP INCORPORATED, ALL RIGHTS RESERVED.

LOC		DIST		REVISIONS				
P	LTR	DESCRIPTION	EGN	DATE	OWN	APVD		
0		RELEASED	FJ00-3551-95	1/NOV 95	K.I.	S.M.		



注記
 △ めっき: コンタクト: 全面 Ni 下地
 接触部: 0.38μm MIN 金めっき
 △ めっき: コンタクト: 全面 Ni 下地
 接触部: 0.76μm MIN 金めっき

NOTES
 △ FINISH (CONTACT AREA): 0.38μm MIN GOLD PLATING OVER Ni PLATING
 △ FINISH (CONTACT AREA): 0.76μm MIN GOLD PLATING OVER Ni PLATING

PL ID CODE	ID NO	FINISH	型番 (P/N)
3		△	917805-3 917803-3
2		△	917805-2 917803-2
	めっき	仕上げ	バリ状 連続状 L/P STRIPPED

WIRE RANGE 抱合電線断面積 3.08/5.5mm² INSULATION DIA 被覆外径 4/5.2 mm φ
 AWG #12/#10

THIS DRAWING IS A CONTROLLED DOCUMENT FOR AMP INCORPORATED. IT IS SUBJECT TO CHANGE AND THE CONTROLLING ENGINEERING ORGANIZATION SHOULD BE CONTACTED FOR THE LATEST REVISION.		OWN K. IKEDA 31/0017/95 CHK y. Ishikawa 3/06/95 APVD S. Muraoka 1/NOV/95	AMP 日本エレクトロニクス株式会社 Kawasaki, Japan
DIMENSIONS: 単位: ㎜ 	TOLERANCES UNLESS OTHERWISE SPECIFIED 一般公差 10% ±0.3 30% ±0.35 100% ±0.4 ANGLE: ±3°	PRODUCT SPEC 108-5453 APPLICATION SPEC 114-5206	NAME タブ コンタクト "M" サイズ <DYNAMIC D-5000 SERIES>
MATERIAL 銅合金 (COPPER ALLOY)	FINISH 仕上げ SEE TABLE 表参照	WEIGHT T1 CUSTOMER DRAWING	SIZE A3 CAGE CODE 00779 DRAWING NO. 917803 SCALE 4-1 SHEET 1 OF 1 REV 0

AMP1470-19 REV 10/93
 P.023355

参考 図面