

4

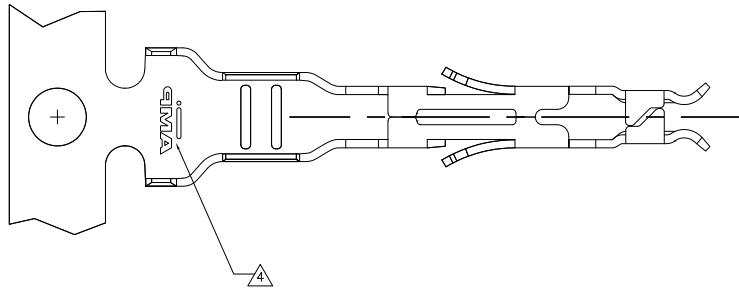
3

2

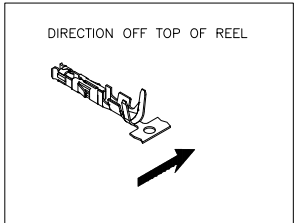
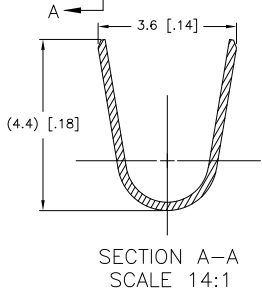
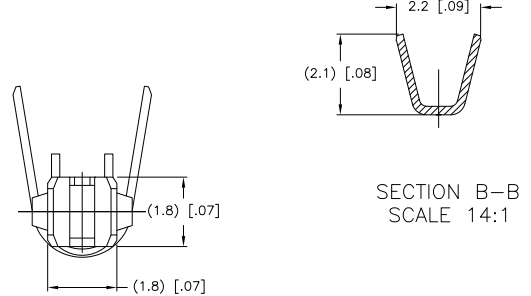
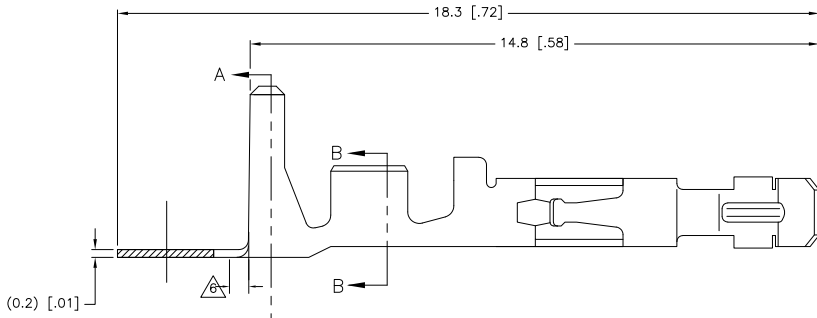
1

THIS DRAWING IS UNPUBLISHED. RELEASED FOR PUBLICATION. ALL RIGHTS RESERVED.

LOC	DIST	REVISIONS			
F	LNK	DESCRIPTION	DATE	BY	APPD
CM	00				
	H1	REVISED PER ECO-11-004917	11MAR11	RK	HMR




1. HAND TOOL PART NUMBER 734202-2.
2. EXTRACTION TOOL PART NUMBER 188688-1
3. LOOSE PIECE CONTACT
4. AMP TRADEMARK
5. MATERIAL PHOSPHOR BRONZE PRETINNED 1-3.m
6. CUT OFF DIMENSION FOR LOOSE PIECE CONTACT 0.5 [.02] MAXIMUM.
7. WIRE RANGE: 0.30-0.87mm² [.012-.034in²], (18-22 AWG).
8. INSULATION RANGE: 1.50-2.40 [.059-.094] DIAMETER.



3	PRETINNED	PHOSPHOR BRONZE	1-106529-2
	PRETINNED	PHOSPHOR BRONZE	106529-2
	FINISH	MATERIAL	PART NUMBER



THIS DRAWING IS A CONTROLLED DOCUMENT.		DRW	S. HOOVER	29-JAN-2004		
DIMENSIONS:		CHK	D. COLEY	29-JAN-2004		
mm [INCHES]		APPD	D. COLEY	29-JAN-2004		
TOLERANCES UNLESS OTHERWISE SPECIFIED:		NAME				
0 PLG	#	S. HOOVER				
1 PLG	#	D. COLEY				
2 PLG	#	D. COLEY				
3 PLG	#	D. COLEY				
4 PLG	#	D. COLEY				
ANGLES	#	D. COLEY				
MATERIAL	SEE CHART	APPLICATION SPEC:	SIZE	CAGE CODE	DRAWING NO	RESTRICTED TO
FINISH	SEE CHART	WEIGHT	A2	00779	106529	-
CUSTOMER DRAWING		SCALE	14:1	SHEET	1 of 1	REV H1



SOCKET CONTACT
AMP-DUAC™