THIS DRAWING IS UNPUBLISHED. RELEASED FOR PUBLICATION -.-- -.-
© COPYRIGHT - By - ALL RIGHTS RESERVED

LOC	DIST
GP	00

REVISIONS

P	LTR	DESCRIPTION	DATE	DWN	APVD
	J1	REVISED PER ECO-11-004835	11MAR11	RK	HMR

1. WIRE RANGE 0.13–0.35 mm² (26–22 AWG).
2. INSULATION RANGE: 0.89–1.65 [.035–.065] DIA LARGER SIZES OF 0.68–1.91 [.066–.075] DIA INSULATION REQUIRE WIRE AND CRIMP EVALUATION FROM AMP INCORPATED.
3. DIMENSIONS IN BRACKETS ARE IN INCHES.

4. 0.00076 [.000030] MIN THK GOLD STRIPES IN LOCALIZED PLATE AREA ON BEAM AND DIMPLE OVER 0.00127 [.000050] MIN THK NICKEL OVER ENTIRE CONTACT
–OR–
OR GOLD FLASH OVER PALLADIUM–NICKEL STRIPES, .00076 [.000030] MIN THK TOTAL IN LOCALIZED PLATE AREA ON BEAM AND DIMPLE OVER .00127 [.000050] MIN NICKEL OVER ENTIRE CONTACT.

5. AFTER PACKAGING AND SHIPMENT, A LANCE HEIGHT 0.46–0.71 [.018–.030] IS PERMISSABLE.

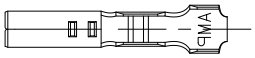

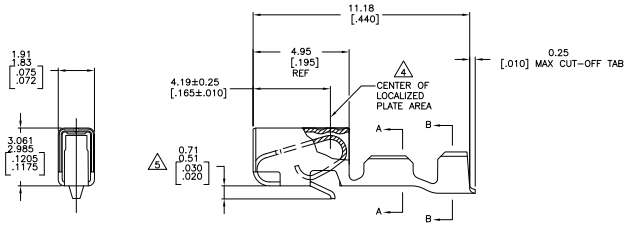

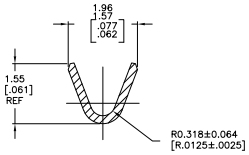

SECTION A–A
SCALE 20:1

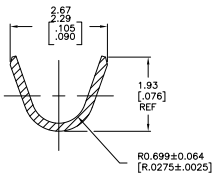

SECTION B–B
SCALE 20:1

4	770666–2
PRE–TIN	770666–1
FINISH	PART NO.

THIS DRAWING IS A CONTROLLED DOCUMENT.

DIMENSIONS: mm [INCHES]

TOLERANCE UNLESS OTHERWISE SPECIFIED:
0 PLC ± –
1 PLC ± –
2 PLC ± –
3 PLC ± 0.13 [.005]
4 PLC ± –
ANGLES ± –

MATERIAL 0.198 [.0078] PH BRZ
FINISH SEE TABLE

TRN T. BECK 01MAR97
CHK R. SWING 01MAR97
APVD D. CLARK 05MAR97
PRODUCT SPEC –
APPLICATION SPEC –
WEIGHT –

TE Connectivity

NAME RECEPTACLE, CST–100, LOOSE PIECE
–

SIZE	CAGE CODE	DRAWING NO	RESTRICTED TO
A1	00779	C–770666	–

CUSTOMER DRAWING SCALE 10:1 SHEET 1 OF 1 REV J1

METRIC

4MOS (3/11)

Downloaded from Elcodis.com electronic components distributor