THIS DRAWING IS UNPUBLISHED. RELEASED FOR PUBLICATION ,19 .
© COPYRIGHT 19 BY AMP INCORPORATED. ALL RIGHTS RESERVED.

LOC	DIST
CM	53

REVISIONS

F	LTR	DESCRIPTION	DATE	DWN	APVD
	C	REVISED PER EC 063B-0290-00	12-JUN-00	KW	SR

1. APPLICATOR TOOL: 680350-3.
2. CONTACT EXTRACTION TOOL: 188688-1.
3. WIRE RANGE: (2)0.8-0.9mm² (2X18 AWG) OR (1)1.2mm² (1x16 AWG).
4. INSULATION RANGE: 3.3 DIA MAX. FOR 2X18 AWG AND 3.0 DIA MAX FOR 1X16 AWG.

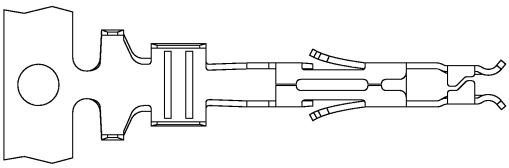

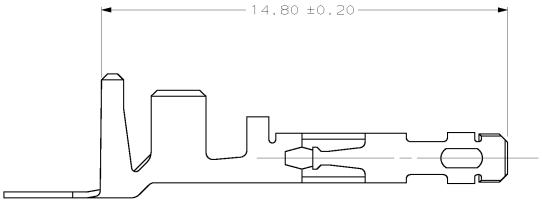

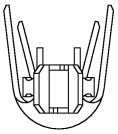

794418

794421-1	PRE-TIN	0.22 PH BRZ	794418-1
LOOSE PIECE (REF)	FINISH	MATERIAL	PART NO

THIS DRAWING IS A CONTROLLED DOCUMENT.

DIMENSIONS: MM

TOLERANCES UNLESS OTHERWISE SPECIFIED:
0 PLC ±-
1 PLC ±-
2 PLC ±0.10
3 PLC ±-
4 PLC ±-
ANGLES ±0°30'

MATERIAL: SEE TABLE
FINISH: SEE TABLE

DWN R. VESTAL 9-02-97
CHK R. SWING 9-02-97
APVD L. CASH 9-02-97
PRODUCT SPEC 108-1646
APPLICATION SPEC 114-6067 1
WEIGHT –

AMP Incorporated
Harrisburg, PA 17105-3608

NAME: CONTACT, SOCKET, AMP-DUAC™ POWER CONNECTOR

SIZE	CAGE CODE	DRAWING NO	RESTRICTED TO
A2	00779	C-794418	–

CUSTOMER DRAWING | SCALE 10:1 | SHEET 1 OF 1 | REV C

METRIC

AMP 1471-9 REV 27JUN96

12-JUN-00 16:52:48 amp19538 /home/amp19538/edmmod

Downloaded from Elcodis.com electronic components distributor