THIS DRAWING IS UNPUBLISHED. RELEASED FOR PUBLICATION -.-- -.-
© COPYRIGHT - By - ALL RIGHTS RESERVED.

UOC	DIST
GP	00

REVISIONS

P	LTR	DESCRIPTION	DATE	DRN	APVD
	M1	REVISED PER ECO-11-004835	11MAR11	RK	HMR

1. WIRE RANGE: 0.13–0.35 mm^2 (26–22 AWG).
2. INSULATION RANGE: 0.89–1.65 [.035–.065] DIA. LARGER SIZES OF 1.68–1.91 [.066–.075] DIA INSULATION REQUIRES WIRE AND CRIMP EVALUATION FROM AMP INCORPORATED.
3. DIMENSIONS IN BRACKETS ARE IN INCHES.
4. 0.00076 [.000030] MIN THK GOLD STRIPES IN LOCALIZED PLATE AREA ON BEAM AND DIMPLE OVER 0.00127 [.000050] MIN THK NICKEL OVER ENTIRE CONTACT
   –OR–
   GOLD FLASH OVER PALLADIUM–NICKEL STRIPES, .00076 [.000030] MIN THK TOTAL IN LOCALIZED PLATE AREA ON BEAM AND DIMPLE OVER .00127 [.000050] MIN NICKEL OVER ENTIRE CONTACT.
5. AFTER PACKAGING AND SHIPMENT, A LANCE HEIGHT 0.46–0.71 [.018–.030] IS PERMISSABLE.
6. PRE–TIN MAY OR MAY NOT HAVE NICKEL UNDERPLATE.

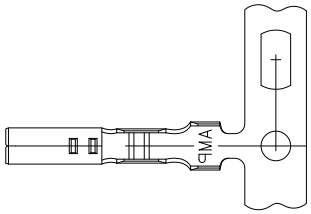

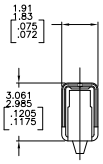

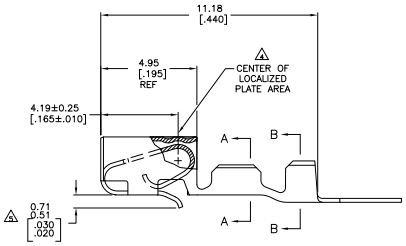

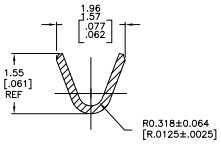

SECTION A–A
SCALE 20:1

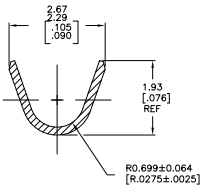

SECTION B–B
SCALE 20:1

4	770601–2
PRE–TIN 6	770601–1
FINISH	PART NUMBER

THIS DRAWING IS A CONTROLLED DOCUMENT.

DIMENSIONS: mm [INCHES]

TOLERANCE UNLESS OTHERWISE SPECIFIED:
0 PLC ± –
1 PLC ± –
2 PLC ± –
3 PLC ± 0.13 [.005]
4 PLC ± –
ANGLES ± –

MATERIAL: 0.196 PH BRZ
FINISH: SEE TABLE

METRIC

TYPE: K. WHITAKER 17FEB05
CHK: D. BOSSI 17FEB05
APVD: D. BOSSI 17FEB05
PRODUCT SPEC: –
APPLICATION SPEC: –
WEIGHT: –

TE Connectivity

NAME: RECEPTACLE, CST–100 –

SIZE	CAGE CODE	DRAWING NO	RESTRICTED TO
A1	00779	C–770601	–

CUSTOMER DRAWING | SCALE 10:1 | SHEET 1 OF 1 | REV M1

4MOS (3/11)

Downloaded from Elcodis.com electronic components distributor