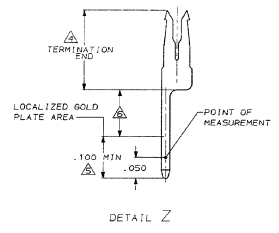
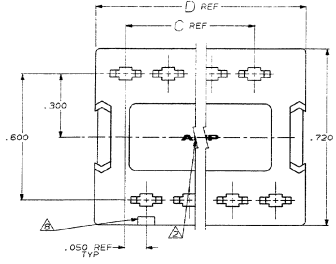
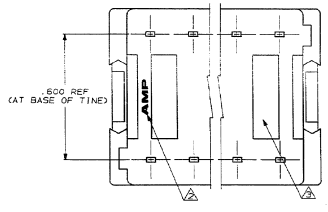
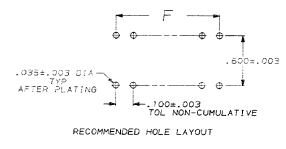
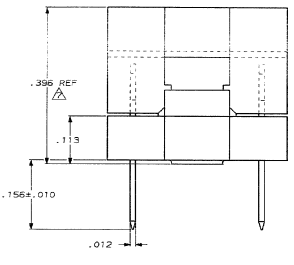
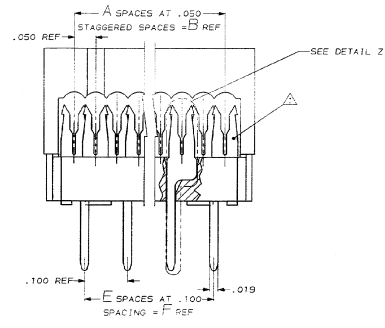


DRAWING MADE IN THIRD ANGLE PROJECTION
 THIS DRAWING IS UNLESS OTHERWISE SPECIFIED FOR FABRICATION
 © 1978 BY AMP INCORPORATED, AMP-BUSINESS, PA. ALL INFORMATION ON THIS DRAWING IS UNLESS OTHERWISE SPECIFIED FOR FABRICATION
 UNLESS OTHERWISE SPECIFIED, ALL DIMENSIONS ARE IN INCHES
 UNLESS OTHERWISE SPECIFIED, ALL DIMENSIONS ARE IN MILLIMETERS

REV	DATE	DESCRIPTION	BY	APP'D
1	11-25-78	REVISED	JP SW	
2	11-25-78	REVISED	JP SW	
3	11-25-78	REVISED	JP SW	
4	11-25-78	REVISED	JP SW	
5	11-25-78	REVISED	JP SW	
6	11-25-78	REVISED	JP SW	
7	11-25-78	REVISED	JP SW	
8	11-25-78	REVISED	JP SW	
9	11-25-78	REVISED	JP SW	
10	11-25-78	REVISED	JP SW	
11	11-25-78	REVISED	JP SW	
12	11-25-78	REVISED	JP SW	
13	11-25-78	REVISED	JP SW	
14	11-25-78	REVISED	JP SW	
15	11-25-78	REVISED	JP SW	
16	11-25-78	REVISED	JP SW	
17	11-25-78	REVISED	JP SW	
18	11-25-78	REVISED	JP SW	
19	11-25-78	REVISED	JP SW	
20	11-25-78	REVISED	JP SW	



- △ CONTACTS DESIGNED FOR 28 AWG STRANDED OR 28, 28, & 30 AWG SOLID WIRE.
- △ AMP TRADEMARK LOCATED IN APPROX AREA SHOWN.
- △ STANDOFFS: POSITION 24 (4) STANDOFFS, (2) EQUALLY SPACED BETWEEN (2) SHOWN
- △ POSITION 28 (5) STANDOFFS, (3) EQUALLY SPACED BETWEEN (2) SHOWN
- △ POSITION 40 (6) STANDOFFS, (4) EQUALLY SPACED BETWEEN (2) SHOWN
- △ PLATED WITH .000100 - .000200 BRIGHT TIN LEAD OVER .000050 NICKEL.
- △ PLATED WITH .000015 GOLD OVER .000050 NICKEL.
- △ GOLD FLASH OVER .000050 NICKEL.
- △ HEIGHT AFTER TERMINATION IS .253 REF.
- △ INDICATES NO 1 POSITION.



REV	DATE	DESCRIPTION	BY	APP'D
1	11-25-78	REVISED	JP SW	
2	11-25-78	REVISED	JP SW	
3	11-25-78	REVISED	JP SW	
4	11-25-78	REVISED	JP SW	
5	11-25-78	REVISED	JP SW	
6	11-25-78	REVISED	JP SW	
7	11-25-78	REVISED	JP SW	
8	11-25-78	REVISED	JP SW	
9	11-25-78	REVISED	JP SW	
10	11-25-78	REVISED	JP SW	
11	11-25-78	REVISED	JP SW	
12	11-25-78	REVISED	JP SW	
13	11-25-78	REVISED	JP SW	
14	11-25-78	REVISED	JP SW	
15	11-25-78	REVISED	JP SW	
16	11-25-78	REVISED	JP SW	
17	11-25-78	REVISED	JP SW	
18	11-25-78	REVISED	JP SW	
19	11-25-78	REVISED	JP SW	
20	11-25-78	REVISED	JP SW	

UNLESS OTHERWISE SPECIFIED TOLERANCES ON:	OR	DATE	NAME	AMP INCORPORATED
2 PL DEC ±.005	OR	J. PENNEY	11-19-78	AMP INCORPORATED
3 PL DEC ±.005	OR	V.E. ZELBY	8-18-78	AMP INCORPORATED
4 PL DEC ±.005	OR	W.E. ZELBY	8-19-78	AMP INCORPORATED
5 PL DEC ±.005	OR	H. ZELBY	8-19-78	AMP INCORPORATED
6 PL DEC ±.005	OR	D. ZELBY	8-19-78	AMP INCORPORATED
7 PL DEC ±.005	OR	P. ZELBY	8-19-78	AMP INCORPORATED
8 PL DEC ±.005	OR	R. ZELBY	8-19-78	AMP INCORPORATED
9 PL DEC ±.005	OR	S. ZELBY	8-19-78	AMP INCORPORATED
10 PL DEC ±.005	OR	T. ZELBY	8-19-78	AMP INCORPORATED
11 PL DEC ±.005	OR	U. ZELBY	8-19-78	AMP INCORPORATED
12 PL DEC ±.005	OR	V. ZELBY	8-19-78	AMP INCORPORATED
13 PL DEC ±.005	OR	W. ZELBY	8-19-78	AMP INCORPORATED
14 PL DEC ±.005	OR	X. ZELBY	8-19-78	AMP INCORPORATED
15 PL DEC ±.005	OR	Y. ZELBY	8-19-78	AMP INCORPORATED
16 PL DEC ±.005	OR	Z. ZELBY	8-19-78	AMP INCORPORATED
17 PL DEC ±.005	OR	AA. ZELBY	8-19-78	AMP INCORPORATED
18 PL DEC ±.005	OR	AB. ZELBY	8-19-78	AMP INCORPORATED
19 PL DEC ±.005	OR	AC. ZELBY	8-19-78	AMP INCORPORATED
20 PL DEC ±.005	OR	AD. ZELBY	8-19-78	AMP INCORPORATED

MATERIAL:	FINISH:	SIZE:	DATE:
HOLDED PARTS: 80/20 BRASS	114-40005	D	00779
INSULATING: PHOS BRONZE	108-40013		
CONTACTS: PHOS BRONZE			
CONTACTS: △ △ △			

AMP 1758-3 REV 10-84

CUSTOMER DRAWING