THIS DRAWING IS UNPUBLISHED. RELEASED FOR PUBLICATION -.-.-
© COPYRIGHT - BY TYCO ELECTRONICS CORPORATION. ALL RIGHTS RESERVED.

LOC	DIST
GP	00

REVISIONS

P	LTR	DESCRIPTION	DATE	DWN	APVD
	A	REVISED PER ECO-10-009296	05MAY10	HMR	CV

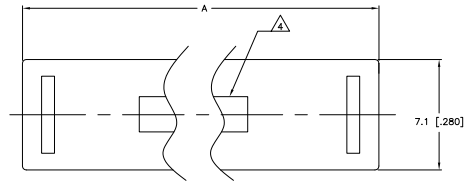

1. MATERIAL:
   HOUSING AND COVER: GLASS-REINFORCED POLYESTER, UL 94-V0, BLUE.
   CONTACT: BERYLLIUM COPPER.
2. FINISH:
   CONTACT: 3um [.000118] MIN TIN OVER 1.27um [.000050] MIN NICKEL.
3. HEIGHT AFTER CRIMPING = 7.6±0.25(.301±.010).
4. COMPANY LOGO IN APPROXIMATE AREA SHOWN.

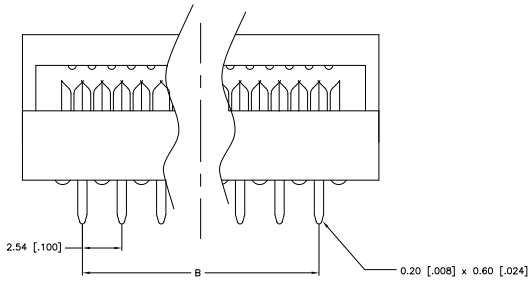

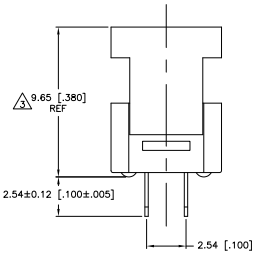

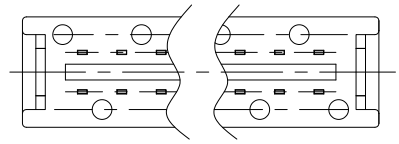

ELECTRICAL PROPERTIES	
CURRENT RATING	1 AMP
INSULATION RESISTANCE	1 x 10^9 OHMS @ 500 VDC
DWV:	>500 VOLTS RMS AT SEA LEVEL
ENVIRONMENTAL PROPERTIES	
TEMERPATURE RATING	-55°C TO +125°C

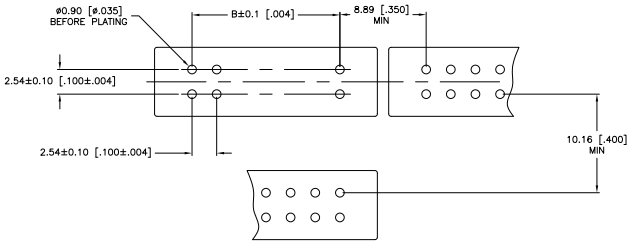

RECOMMENDED PC BOARD LAYOUT
SCALE 5:1

OBSOLETE	78.74	3.100	86.66	3.412	64	609-6453	3-1437006-9
OBSOLETE	73.66	2.900	81.58	3.212	60	609-6053	3-1437006-8
OBSOLETE	60.96	2.400	68.88	2.712	50	609-5053	3-1437006-3
OBSOLETE	48.26	1.900	56.18	2.212	40	609-4053	2-1437006-8
	40.64	1.600	48.56	1.912	34	609-3453	2-1437006-4
	30.48	1.200	38.40	1.512	26	609-2653	2-1437006-1
OBSOLETE	27.94	1.100	35.86	1.412	24	609-2453	1-1437006-7
	22.86	.900	30.78	1.212	20	609-2053	1-1437006-6
	17.78	.700	25.70	1.012	16	609-1653	1-1437006-3
	15.24	.600	23.16	.912	14	609-1453	1-1437006-0
	10.16	.400	18.08	.712	10	609-1053	1437006-7
	5.08	.200	13.00	.512	6	609-0653	1437006-4
	B		A		NO OF POSN	T&B P/N REF	PART NUMBER

THIS DRAWING IS A CONTROLLED DOCUMENT.

DRN: POLIGNONE 05OCT06
CHK: C. ROHDE 05OCT06
APVD: C. ROHDE 05OCT06

DIMENSIONS: mm [INCHES]
TOLERANCE UNLESS OTHERWISE SPECIFIED:
0 PLC ± –
1 PLC ± –
2 PLC ± –
3 PLC ± .005
4 PLC ± .000
ANGLES ± 2°
FINISH

PRODUCT SPEC –
APPLICATION SPEC –
WEIGHT –

Tyco Electronics
Tyco Electronics Corporation
Harrisburg, PA 17105-3608

NAME
CONNECTOR ASSEMBLY
PCB SOLDER TRANSITION, SLIMLINE

SIZE A1 CAGE CODE 00779 DRAWING NO C-1437006-4 RESTRICTED TO –

CUSTOMER DRAWING SCALE 8:1 SHEET 1 OF 1 REV A

Downloaded from Elcodis.com electronic components distributor