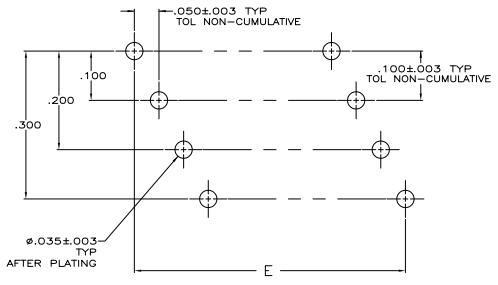
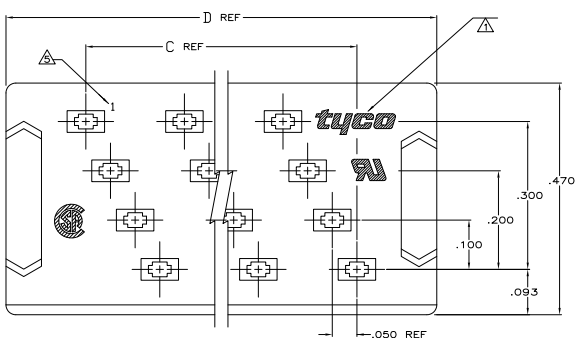
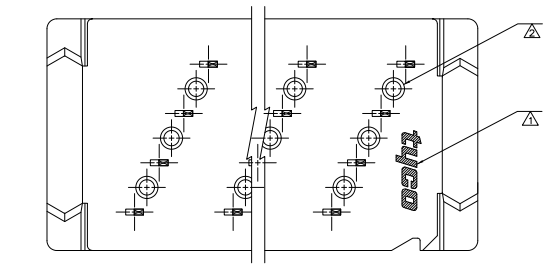
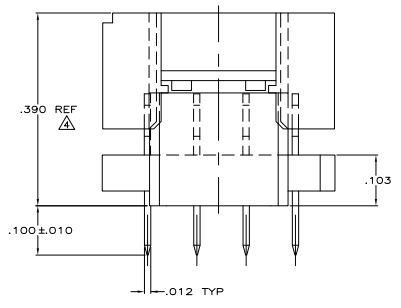
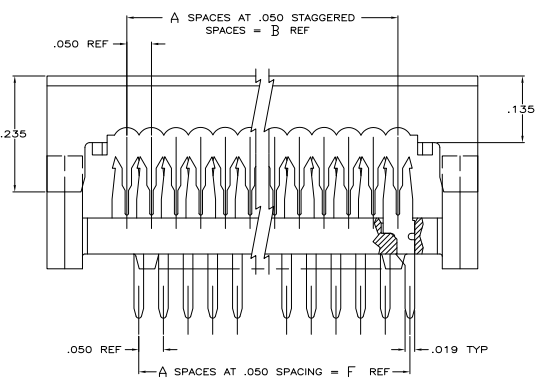


REV	DATE	DESCRIPTION	BY	CHK	APP
DF	FO				
HT		REVISED PER EDD-11-000030	11MR11	RK	HMR



RECOMMENDED HOLE LAYOUT



- △ TYCO TRADEMARK LOCATED IN APPROX AREA SHOWN.
- △ STANDOFFS: POSN 12 (9) STANDOFFS AS SHOWN.  
 POSN 16 (12) STANDOFFS, 3 PER DIAGONAL ROW.  
 POSN 20 (15) STANDOFFS, 3 PER DIAGONAL ROW.  
 POSN 24 (18) STANDOFFS, 3 PER DIAGONAL ROW.  
 POSN 28 (21) STANDOFFS, 3 PER DIAGONAL ROW.  
 POSN 32 (24) STANDOFFS, 3 PER DIAGONAL ROW.  
 POSN 36 (27) STANDOFFS, 3 PER DIAGONAL ROW.  
 POSN 40 (30) STANDOFFS, 3 PER DIAGONAL ROW.  
 POSN 44 (33) STANDOFFS, 3 PER DIAGONAL ROW.  
 POSN 48 (36) STANDOFFS, 3 PER DIAGONAL ROW.  
 POSN 52 (39) STANDOFFS, 3 PER DIAGONAL ROW.  
 POSN 56 (42) STANDOFFS, 3 PER DIAGONAL ROW.  
 POSN 60 (45) STANDOFFS, 3 PER DIAGONAL ROW.
- △ FINISH: BRIGHT TIN-LEAD .000100-.000200 THK OVER NICKEL .000050 MIN THK.
- △ HEIGHT AFTER TERMINATION IS .238 REF.
- △ CAVITY IDENTIFICATION MOLDED IN THIS AREA.
- △ FINISH: BRIGHT TIN .000100-.000200 THK OVER NICKEL .000050 MIN THK.

△	2.950	2.950	3.274	2.950	2.950	59	60	6-111035-3	
△	2.150	2.150	2.474	2.150	2.150	43	44	5-111035-9	
△	1.950	1.950	2.274	1.950	1.950	39	40	5-111035-8	
△	1.750	1.750	2.074	1.750	1.750	35	36	5-111035-7	
△	1.550	1.550	1.874	1.550	1.550	31	32	5-111035-6	
△	1.150	1.150	1.474	1.150	1.150	23	24	5-111035-4	
△	.950	.950	1.274	.950	.950	19	20	5-111035-3	
△	.750	.750	1.074	.750	.750	15	16	5-111035-2	
△	2.950	2.950	3.274	2.950	2.950	59	60	1-111035-3	
△	2.750	2.750	3.074	2.750	2.750	55	56	1-111035-2	
△	2.550	2.550	2.874	2.550	2.550	51	52	1-111035-1	
△	2.350	2.350	2.674	2.350	2.350	47	48	1-111035-0	
△	2.150	2.150	2.474	2.150	2.150	43	44	111035-9	
△	1.950	1.950	2.274	1.950	1.950	39	40	111035-8	
△	1.750	1.750	2.074	1.750	1.750	35	36	111035-7	
△	1.550	1.550	1.874	1.550	1.550	31	32	111035-6	
△	1.350	1.350	1.674	1.350	1.350	27	28	111035-5	
△	1.150	1.150	1.474	1.150	1.150	23	24	111035-4	
△	.950	.950	1.274	.950	.950	19	20	111035-3	
△	.750	.750	1.074	.750	.750	15	16	111035-2	
△	.550	.550	.874	.550	.550	11	12	111035-1	
	FINISH	F	E	D	C	B	A	NO OF POSN	PART NUMBER

THIS DRAWING IS A CONTROLLED DOCUMENT. DATE: 06-08-83

TE Connectivity

KIT, AMP-LATCH PADDLEBOARD ASSEMBLED, 100 LONG POSTS FULL ROW, FULL TIN PLATED CONTACTS

114-40005

100779

111035

CUSTOMER DRAWING