THIS DRAWING IS UNPUBLISHED. RELEASED FOR PUBLICATION
© COPYRIGHT – BY TYCO ELECTRONICS CORPORATION. ALL RIGHTS RESERVED.

LOC	DIST	REVISIONS				
GP	00	P	LTR	DESCRIPTION	DATE	DWN	APVD
			B	REVISED PER ECO-09-003866	06APR2009	CJV	CWR

1. HOUSING & COVER: POLYESTER, BLACK, UL 94V-0 RATED.
2. CONTACTS: PHOSPHOR BRONZE.
3. CONTACTS: 1.27µm[.000005] MIN GOLD ON RIBBON CABLE TERMINATION AREA 2.54µm[.000100] MIN MATTE TIN ON SOLDER TAILS, ALL OVER 1.27µm[.000050] MIN NICKEL.
4. CONTACTS WILL ACCEPT 28 AWG STRANDED OR 26, 28, 30 AWG SOLID WIRE.
5. HEIGHT AFTER TERMINATION IS 6.43[.253].

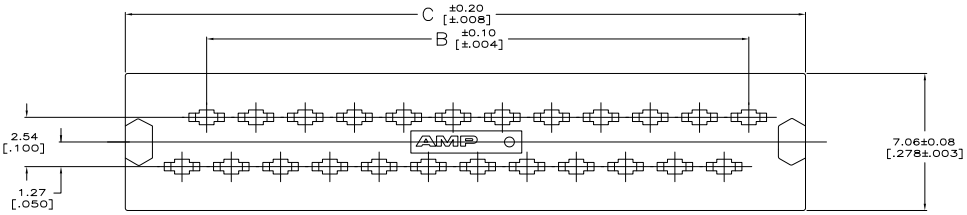

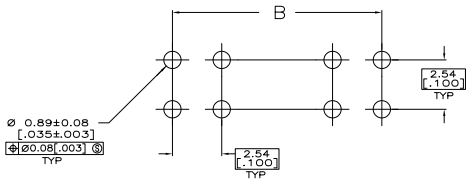

RECOMMENDED HOLE LAYOUT

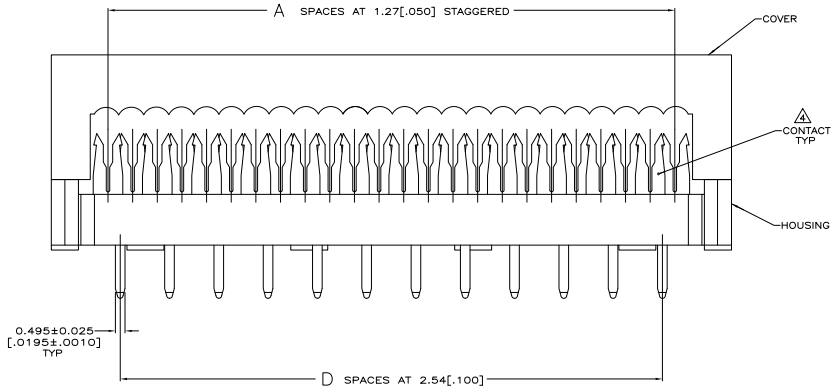

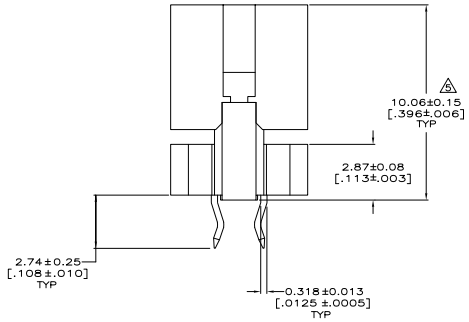

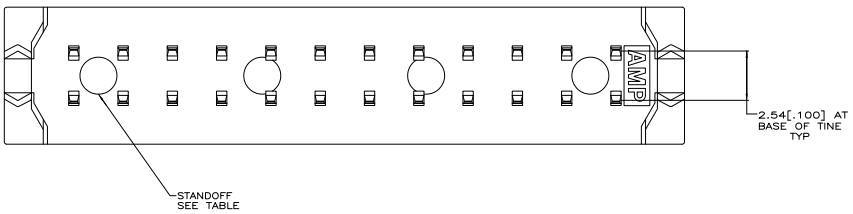

NO OF STANDOFFS	D	C	B	A	NO OF POSN	PART NO
10	31	85.85[3.380]	78.74[3.100]	63	64	1-5111852-2
9	29	80.77[3.180]	73.66[2.900]	59	60	1-5111852-1
8	24	68.07[2.680]	60.96[2.400]	49	50	1-5111852-0
7	21	60.45[2.380]	53.34[2.100]	43	44	5111852-9
7	19	55.37[2.180]	48.26[1.900]	39	40	5111852-8
6	16	47.75[1.880]	40.64[1.600]	33	34	5111852-7
4	12	37.59[1.480]	30.48[1.200]	25	26	5111852-6
4	9	29.97[1.180]	22.86[0.900]	19	20	5111852-4
3	7	24.89[0.980]	17.78[0.700]	15	16	5111852-3
3	6	22.35[0.880]	15.24[0.600]	13	14	5111852-2
2	4	17.27[0.680]	10.16[0.400]	9	10	5111852-1

THIS DRAWING IS A CONTROLLED DOCUMENT.

DIMENSIONS: mm [INCHES]

TOLERANCES UNLESS OTHERWISE SPECIFIED:
0 PLC ± –
1 PLC ± –
2 PLC ± 0.13 [.005]
3 PLC ± –
4 PLC ± –
ANGLES ± –

MATERIAL 1 2 FINISH 3

DWN G. ATTADIA – DOCKS 11-29-04
CHK C. ROHDE 11-29-04
APVD M. WALMSLEY 11-29-04
PRODUCT SPEC 108-40013
APPLICATION SPEC 114-40005
WEIGHT –

Tyco Electronics
Tyco Electronics Corporation
Harrisburg, PA 17105-3608

NAME PLUG ASSEMBLY, DIP, AMP-LATCH –

SIZE A1 CAGE CODE 00779 DRAWING NO C-5111852 RESTRICTED TO –

CUSTOMER DRAWING SCALE 10:1 SHEET 1 OF 1 REV B

AMP 4805 REV 31MAR2000

Downloaded from Elcodis.com electronic components distributor