

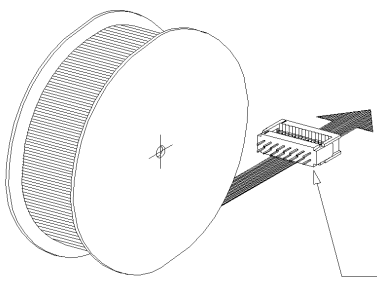
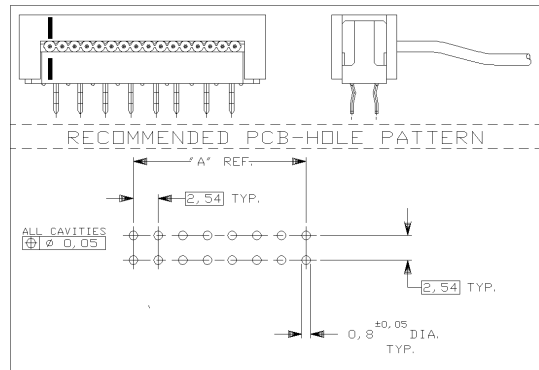
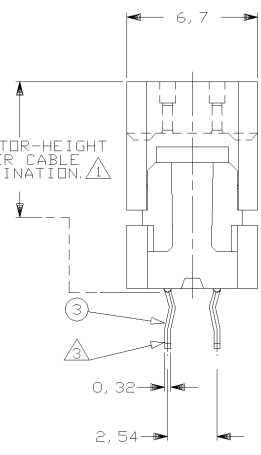
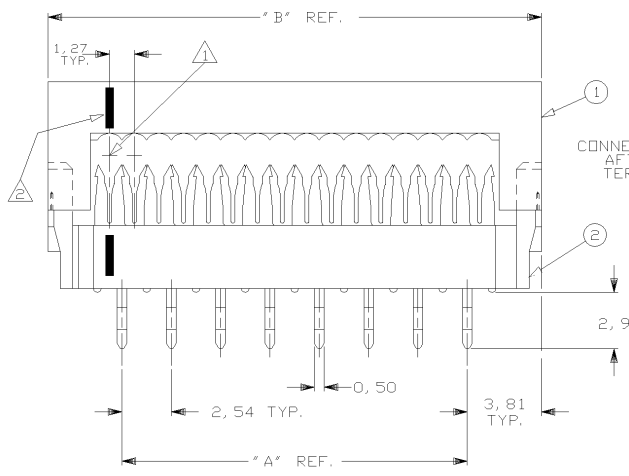
DO NOT SCALE
DIMENSIONS IN mm

METRIC

THIRD ANGLE
PROJECTION

NOTES:

- ① CONNECTOR IS DESIGNED FOR FLAT RIBBON CABLE ON 1,27 CENTERS.
- ② INDICATION OF FIRST CABLE POSITION REFERRING TO CORRESPONDING CONTACT POSITION. (BLACK INK MARKS)
- ③ SOLDER-TINES FOR 0,8^{+0,05} DIA. HOLES.
- 4) PRODUCT SPECIFICATION 108-19033



6-216792-4	C	64	78,74	86,36	1000
6-216792-0	C	60	73,66	81,28	1000
5-216792-0	C	50	60,96	68,58	1000
4-216792-4	C	44	53,34	60,96	1500
4-216792-0	C	40	48,26	55,88	1500
3-216792-4	C	34	40,64	48,26	1500
2-216792-6	C	26	30,48	38,10	1500
2-216792-0	C	20	22,86	30,48	1500
1-216792-6	C	16	17,78	25,40	1500
1-216792-4	C	14	15,24	22,86	1500
1-216792-0	C	10	10,16	17,78	1500
216792-6	C	6	5,08	12,70	1500

③	CONTACTS	PHOSPHORBRONZE	3,0-5, 1µm TIN WITH ENTIRE NICKEL UNDERCOATING
②	HOUSING AND COVER	THERMOPLASTIC POLYESTER	GREY
①	HOUSING		
COMPONENT NAME		MATERIAL	PLATING / COLOUR
CUSTOMER DRAWING		FOR REFERENCE ONLY WILL NOT BE UPDATED.	
C		COPYRIGHT 19- BY AMP HOLLAND B.V.	
ALL INTERNATIONAL RIGHTS RESERVED. AMP PRODUCTS MAY BE COVERED BY U.S. AND FOREIGN AND/OR PATENTS PENDING.		THIS DRAWING IS UNPUBLISHED RELEASED FOR PUBLICATION 19	
NAME		AMP-LATCH	
2,54 DIL-PLUG CONNECTOR WITH RETENTION FEATURE TAPE-MOUNTED ON REEL.			

PARTNUMBER	PART REV.	NR. OF PDS.	DIM. "A" REF.	DIM. "B" REF.	QUANTITY PER REEL
------------	-----------	-------------	---------------	---------------	-------------------

DR. DATE:	R. HOEVEVEN 06-11-89	CHK. DATE:	R. VERSTIJNEN 09-11-89	APP. DATE:	L. V. SDEST. 14-11-89
-----------	----------------------	------------	------------------------	------------	-----------------------

DWG. No.	C-216792	REV. LTR.	C2	SHEET	1 OF 1	A3
----------	----------	-----------	----	-------	--------	----

8 | 7 | 6 | 5 | 4 | 3 | 2 | 1