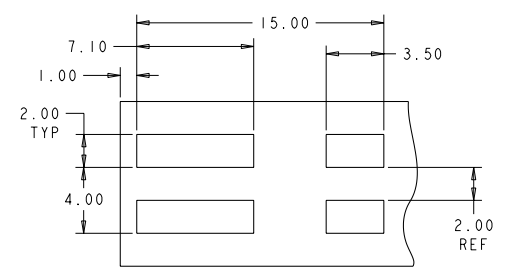


REV	DATE	BY	CHK	APPROV
A7	11MAR2011	AK	HMR	

- NOTES :
- MATERIALS AND FINISH:
 - HOUSING: LCP, COLOR: WHITE
 - CONTACTS: COPPER ALLOY, FINISH: TIN
 - MUST COMPLY WITH DIRECTIVE 2002/95/EC (ROHS)
 - THIS PRODUCT HAS NOT COMPLETED VALIDATION TESTING
 - WIRE TYPES AND SIZES ACCEPTED
 - 18, 20 AND 22 AWG SOLID WIRE
 - 18 AND 20 AWG PREBOND STRANDED WIRE
 - 18 AWG STRANDED WIRE (16 STRAND COUNT)
 - MAX INSULATION OD: 2.10 MM (.083")
 - STRIP LENGTH: 7.0±1.0 (.276")

- MATERIAL AND FINISH:
- HOUSING: LCP, COLOR: BLACK.
 - CONTACTS: COPPER ALLOY, FINISH: TIN
- PACKAGED IN TAPE AND REEL

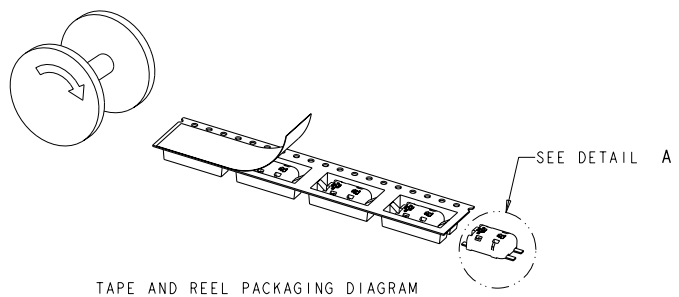


OBSELETE	PACKAGING MATERIAL	COLOR	PART NO.
		WHITE	1954097-3
		BLACK	1-1954097-1
		WHITE	1954097-1

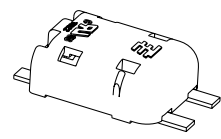
THIS DRAWING IS A CONTROLLED DOCUMENT.		DATE: 08JUN2006	TE Connectivity	
DIMENSIONS: mm	DESIGNED BY: S. HORST	DATE: 08JUN2006	TE Connectivity	
	APPROVED BY: J. R. ANGLI	DATE: 25OCT2007	TE Connectivity	
	PRODUCT SPEC: 108-2284	APPLICATION SPEC: 114-13194	TE Connectivity	
MATERIAL: SEE TABLE	FINISH: SEE TABLE	WEIGHT: -	SHEET: A200779	CASE CODE: 1954097
		CUSTOMER DRAWING	SCALE: 7:1	SHEET 1 OF 2 REV A7

THIS DRAWING IS UNPUBLISHED. RELEASED FOR PUBLICATION
 BY - ALL RIGHTS RESERVED.

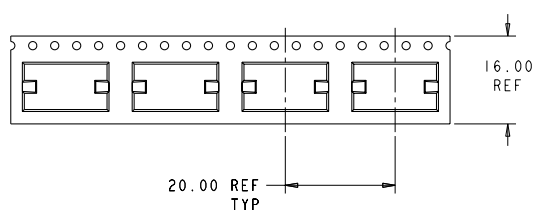
LOC	DISP	REVISIONS			
P	LYR	DESCRIPTION	DATE	BY	APPR
-	-	SEE SHEET 1	-	-	-



TAPE AND REEL PACKAGING DIAGRAM
 FOR 1954097-1 & 1-1954097-1



DETAIL A
 SCALE 5:1



SCALE 2:1

THIS DRAWING IS A CONTROLLED DOCUMENT.		OWN C_DAILY	06JUN2006		RESTRICTED TO
DIMENSIONS: mm		CHK S_HORST	06JUN2006		
TOLERANCES UNLESS OTHERWISE SPECIFIED:		APPD J.R. ANGL	25OCT2007	NAME POKE-IN LED CONNECTOR ASSEMBLY, 2 POSITION SMT	RESTRICTED TO
0 PLC ±0.2		PRODUCT SPEC	108-2284		
1 PLC ±0.10		APPLICATION SPEC	114-13194	SIZE A200779	CASE CODE C-1954097
2 PLC ±0.10		WEIGHT	-	DRAWING NO	-
3 PLC ±0.10		FINISH	-	CUSTOMER DRAWING	SCALE 7:1
4 PLC ±0.10		ANGLS	±3°	SHEET 2 OF 2	REV A7
MATERIAL SEE TABLE		SEE TABLE		SCALE 7:1 SHEET 2 OF 2 REV A7	