


.100" × .100" PCB

Two Row

3900 Series



- Fits standard .100 inch × .100 inch header layout
- Uses less board area than 4-row design
- Optional strain relief

Date Modified: February 19, 1999

TS-0004-13
Sheet 1 of 3

Physical

Insulation

Material: Glass Filled Polyester (PBT)
Flammability: UL 94V-0
Color: Gray

Contact

Material: See Ordering Information
Plating
Underplate: 2.5 μm [100 $\mu\text{''}$] Nickel — QQ-N-290, Class 2
U-Slot & Solder Tails: 5.1 μm [200 $\mu\text{''}$] [90/10] Tin Lead — MIL-P-81728

Marking: 3M Logo, Part Identification Number

Strain Relief

Material: Stainless Steel, 0.38 [0.15] Thk
Gray PVC

Wire Accommodation: Solid or Stranded 26 & 28 AWG

Electrical

Current Rating: 1 A

Insulation Resistance: $> 1 \times 10^9 \Omega$ at 500 Vdc

Withstanding Voltage: 1000 Vrms at Sea Level

Environmental

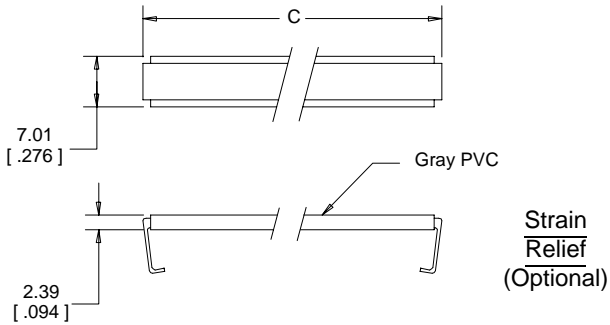
Temperature Rating: -55°C to $+105^\circ\text{C}$

UL File No.: E68080

3M Interconnect Solutions Division

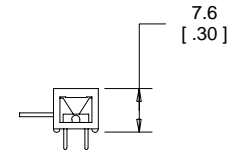
6801 River Place Blvd.
Austin, TX 78726-9000

For technical, sales or ordering information call
800-225-5373

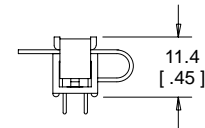


Strain Relief (Optional)

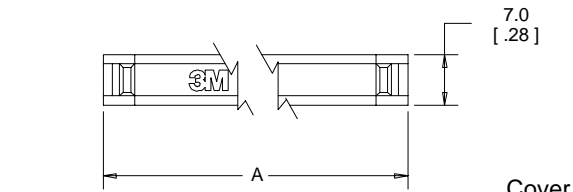
Assembled Height



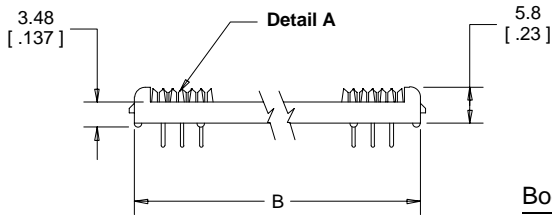
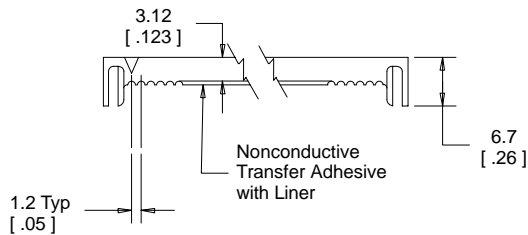
Without Strain Relief



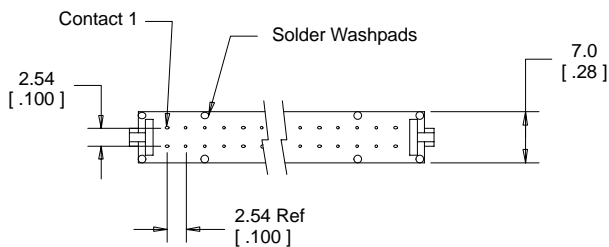
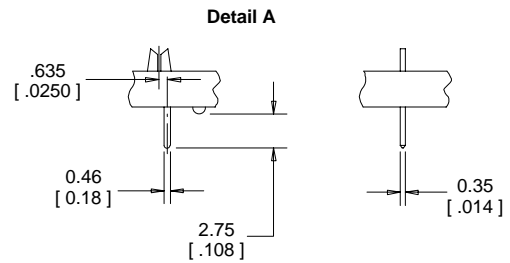
With Strain Relief



Cover



Body



mm [Inch]

Tolerance Unless Noted		
	.0	.00
mm	±.3	±.13

[] Dimensions for Reference only

Ordering Information

Connector
39XX-X0X0T

Contact Quantity (See Table)

Contact Material:
0 = Be Cu (C172) (Standard)
2 = Phosphor Bronze (Special Order)

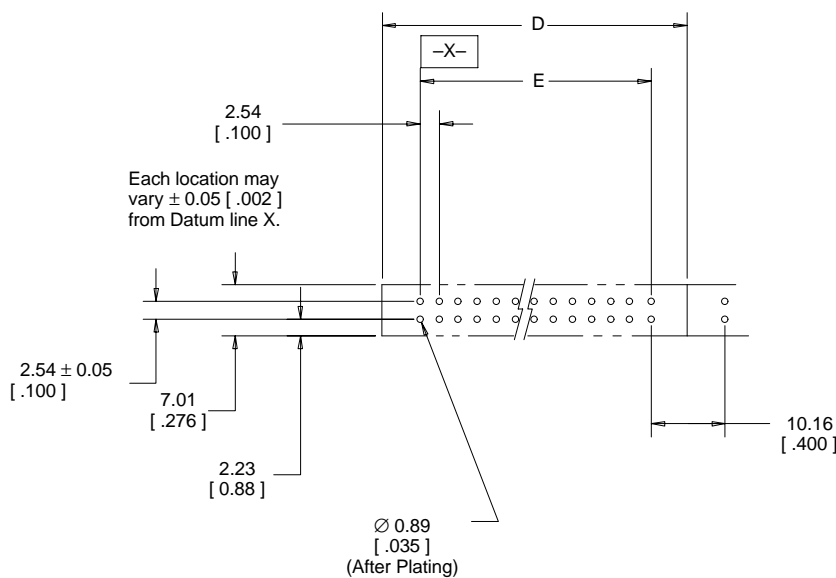
Cover Style:
0 = Cover, Two Piece, with Adhesive
1 = Cover, Preassembled No Adhesive

Strain Relief (Optional)
3448-39XX

Contact Quantity (See Table)

TS-0004-13
Sheet 2 of 3

Contact Quantity	Dimensions				
	A	B	C	D	E
06	15.2 [0.60]	12.8 [0.50]	14.6 [0.57]	15.2 [0.60]	5.1 [0.20]
08	17.7 [0.70]	15.3 [0.60]	17.1 [0.67]	17.7 [0.70]	7.6 [0.30]
10	20.4 [0.80]	17.8 [0.70]	19.8 [0.78]	20.4 [0.80]	10.2 [0.40]
14	25.5 [1.00]	22.9 [0.90]	25.0 [0.98]	25.5 [1.00]	15.2 [0.60]
16	28.1 [1.10]	25.5 [1.00]	27.4 [1.08]	28.1 [1.10]	17.8 [0.70]
20	33.1 [1.30]	30.5 [1.20]	32.5 [1.28]	33.1 [1.30]	22.9 [0.90]
24	38.0 [1.50]	35.6 [1.40]	37.4 [1.47]	38.0 [1.50]	27.9 [1.10]
26	40.8 [1.60]	38.2 [1.50]	40.0 [1.57]	40.8 [1.60]	30.5 [1.20]
30	45.6 [1.80]	43.2 [1.70]	45.0 [1.77]	45.6 [1.80]	35.6 [1.40]
34	50.9 [2.00]	48.3 [1.90]	50.3 [1.98]	50.9 [2.00]	40.6 [1.60]
36	53.3 [2.10]	50.9 [2.00]	52.6 [2.07]	53.3 [2.10]	43.2 [1.70]
40	58.5 [2.30]	55.9 [2.20]	58.0 [2.28]	58.5 [2.30]	48.3 [1.90]
50	71.2 [2.80]	68.6 [2.70]	70.6 [2.78]	71.2 [2.80]	61.0 [2.40]
60	83.9 [3.30]	81.3 [3.20]	83.3 [3.28]	83.9 [3.30]	73.7 [2.90]
64	89.0 [3.50]	86.4 [3.40]	88.4 [3.48]	89.0 [3.50]	78.7 [3.10]



Recommended Board Layout