

4

3

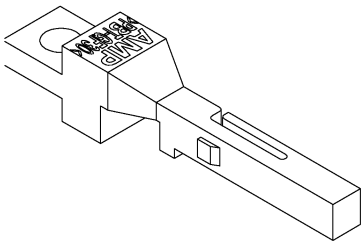
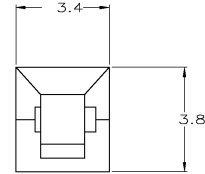
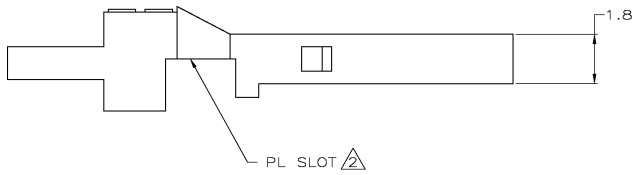
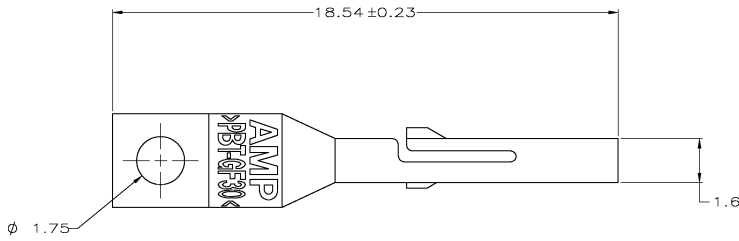
2

1

THIS DRAWING IS UNPUBLISHED. RELEASED FOR PUBLICATION. BY TYCO ELECTRONICS CORPORATION. ALL RIGHTS RESERVED.

LOC		DIST		REVISIONS			
GP	00	P	LTR	DESCRIPTION	DATE	OWN	APVD
		D	REV PER	EC 0512-0451-03	06NOV03	AF	AF

- USED IN AMP-DUAC/PL™ RECEPTACLES IN PLACE OF A SOCKET CONTACT.
- INSTALL KEYING PLUG SO THAT PL SLOT FACES TOWARD THE OPPOSING ROW OF CIRCUITS.
- FOR MATING HEADER, CONTACT PIN MUST BE OMITTED IN THE CIRCUIT THAT IS KEYED.



3-DIMENSIONAL MODEL NTS

METRIC

794144-1
PART NUMBER

THIS DRAWING IS A CONTROLLED DOCUMENT.		DRW K. WHITAKER 0-08-97	Tyco Electronics Corporation City, State, Zip	KEYING PLUG, AMP-DUAC/PL	RESTRICTED TO —
DIMENSIONS: MM		CHK R. SWING 0-08-97			
TOLERANCES UNLESS OTHERWISE SPECIFIED:		APPD E. BRILES 0-08-97	NAME F. BRILES		SHEET A2
0 P.L.C. ± .1		PRODUCT SPEC 108-1646	DRAWING NO. 00779		
1 P.L.C. ± 0.2		APPLICATION SPEC 114-6067	DRAWING NO. 794144		SCALE 10:1
2 P.L.C. ± 0.13		FINISH	CUSTOMER DRAWING		
3 P.L.C. ± .1		MATERIAL PBT, GLASS FILLED,	DRAWING NO. 794144		SHEET 1 OF 1
4 P.L.C. ± .1		ANGLE ± .1°	DRAWING NO. 794144		
5 P.L.C. ± .1		FINISH	DRAWING NO. 794144		REV D

AMP 1431-9 REV 31 MAR 2000

C:\Documents and Settings\us002882\My Documents\Drawings\

794144

A

A

A

A

A

A

A

A

A

A

A