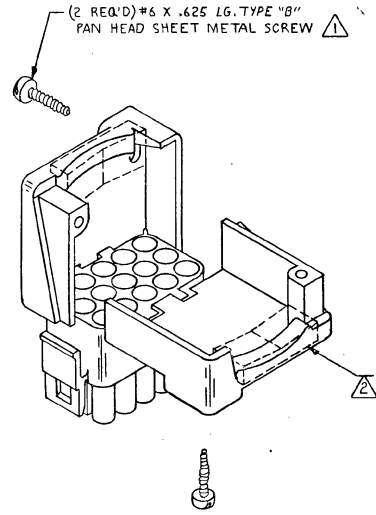
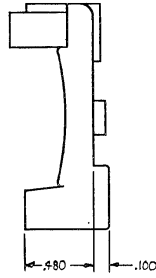
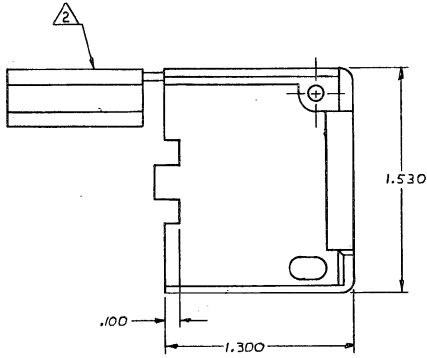
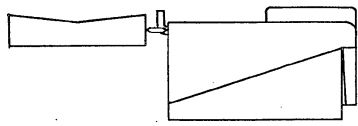


DRAWING MADE IN THIRD ANGLE PROJECTION

© COPYRIGHT 1978 BY AMP INCORPORATED, HARRISBURG, PA.
 ALL INTERNATIONAL RIGHTS RESERVED. AMP INCORPORATED PRODUCTS
 COVERED BY U. S. AND FOREIGN PATENTS AND/OR PATENTS PENDING.

- ⚠ SHEET METAL SCREWS NOT SUPPLIED.
- ⚠ INSERT IS ATTACHED TO STRAIN RELIEF. AS AN ADDITIONAL ADJUSTMENT FOR SMALL WIRE BUNDLES, IT SHOULD BE CUT OFF AND POSITIONED AS SHOWN BY DOTTED LINES.
- ⚠ TWO REQUIRED PER CONNECTOR.
- 4. DETACHABLE INSERT MAY SEPARATE FROM STRAIN RELIEF BODY DURING SHIPPING.

REVISIONS						
P	F	ZONE	LTR	DESCRIPTION	DATE	APPROVED
✓			C	REV PER EC 0730-0201-94	4/26/78	JH RS
✓						
✓						



WIRE BUNDLE DIA.		UNLESS OTHERWISE SPECIFIED DIMENSIONS ARE IN INCHES. TOLERANCES ON: DECIMALS $\pm .015$ ANGLES $\pm .015$	CONTRACT NO	NYLON 94V-0 640718-1 3	
WITHOUT INSERT	.850 MAX		DR	M. FEHER 3-12-79	MATERIAL
WITH INSERT	.200 MIN	MATERIAL	CHK	AMP INCORPORATED Harrisburg, Pa.	
		SEE TABLE	APPD	NAME	
		FINISH	APPD	STRAIN RELIEF FOR 15 CIRCUIT UNIVERSAL MATE-N-LOK™ CONNECTOR	
		SEE TABLE	DSGN APPD	SIZE	CODE IDENT NO DRAWING NO
			OTHER APPD	C	00779 640718
				SCALE	2-1 SHEET 1 OF 1

AMP 1471-6 (7-73)

CUSTOMER DRAWING