

DRAWING MADE IN THIRD ANGLE PROJECTION

3

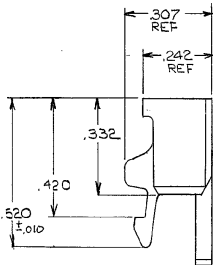
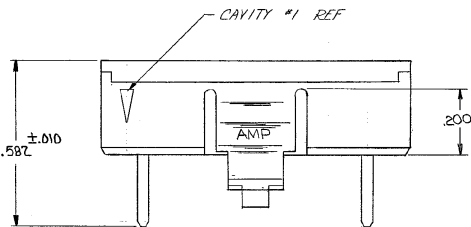
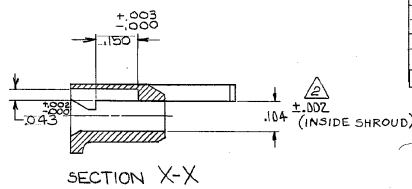
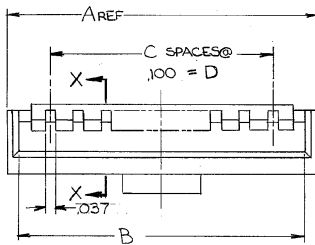
2

1

LOC AD DIST 39

THIS DRAWING IS UNPUBLISHED. RELEASED FOR PUBLICATION
 © COPYRIGHT 1985 BY AMP INCORPORATED, HARRISBURG, PA. ALL INTERNATIONAL RIGHTS RESERVED. AMP PRODUCTS MAY BE COVERED BY U.S. AND FOREIGN PATENTS AND/OR PATENTS PENDING.

		REVISIONS			
P	F	ZONE/LTR	DESCRIPTION	DATE	APPROVED
✓	✓	O	RELEASED	4-17-85	D.L.C.
✓	✓	D	REVISED	6-23-85	J.W.
✓	✓	A	REVISED ECO-188-798	8-28-85	J.W.
✓	✓	B	REVISED ECO-188-850	10-16-85	R.P.
✓	✓	C	REV ECO-342	11-18-85	R.P.
✓	✓	D	REV ECO-1086	1-7-86	R.P.
✓	✓	D	REV LOC 6 DIST AD-4171	11-28-85	R.P.
✓	✓	E	QPS PER ECO-821-93	3-7-86	R.P.
✓	✓	F	REV PER 0010-1240-93	2-7-86	R.P.
✓	✓	G	REV PER 000-0782-93	2-16-86	R.P.
✓	✓	H	REV PER 000-1884-93	2-10-86	R.P.
✓	✓	H1	REVISED PER ECO-10-000445	2-28-89	H.M.R.



	2.300	23	2.505	2.585	25	2-103680-2
	2.200	22	2.405	2.485	24	2-103680-1
OBSOLETE	2.100	21	2.305	2.385	23	2-103680-0
	2.000	20	2.205	2.285	22	2-103680-9
	1.900	19	2.105	2.185	21	2-103680-8
	1.800	18	2.005	2.085	20	2-103680-7
	1.700	17	1.905	1.985	19	2-103680-6
OBSOLETE	1.600	16	1.805	1.885	18	2-103680-5
	1.500	15	1.705	1.785	17	2-103680-4
	1.400	14	1.605	1.685	16	2-103680-3
	1.300	13	1.505	1.585	15	2-103680-2
OBSOLETE	1.200	12	1.405	1.485	14	2-103680-1
	1.100	11	1.305	1.385	13	2-103680-0
	1.000	10	1.205	1.285	12	2-103680-9
OBSOLETE	.900	9	1.105	1.185	11	2-103680-8
	.800	8	1.005	1.085	10	2-103680-7
OBSOLETE	.700	7	.905	.985	9	2-103680-6
	.600	6	.805	.885	8	2-103680-5
OBSOLETE	.500	5	.705	.785	7	2-103680-4
	.400	4	.605	.685	6	2-103680-3
	.300	3	.505	.585	5	2-103680-2
	.200	2	.405	.485	4	2-103680-1

- 1. SHROUD ACCEPTS HOUSINGS WITH GUIDE RIBS.
- 2. DIMENSION APPLIES WITH ANY BOW OR WARPAGE IN SHROUD WALLS REMOVED.
- 3. OBSOLETE PARTS: OBSOLETE CIS STREAMLINING PER D.RENAUD/D.SINISI

UNLESS OTHERWISE SPECIFIED DIMENSIONS ARE IN INCHES. TOLERANCES ON: DECIMALS ±.005 ANGLES		CONTRACT NO		AMP AMP INCORPORATED Harrisburg, Pa. 17105	
MATERIAL THERMOPLASTIC COLOR: BLACK		DR <i>[Signature]</i>		NAME SHROUD, COUPLING, SINGLE ROW, AMPMODU MTE	
FINISH		CHK <i>[Signature]</i> 4-22-85		SIZE FSCM NO DRAWING NO	
		APPD <i>[Signature]</i> 4-22-85		C 00779 103680	
		APPD <i>[Signature]</i> 4-22-85		SCALE SHEET 1 of 1	
		OTHER APPD		CUSTOMER DRAWING	

103680

A

D

C

B

A

D

C

B

A