



# Series 650 Header Covers

## FEATURES:

- Aries offers a complete line of DIP headers and covers useful for mounting components such as resistors, diodes, etc. Consult Data Sheet 12032 for mating DIP header information.
- Four cover heights provide mounting of 1/8" [3.18] high to 3/4" [19.05] high components.
- Pin positions are numbered on cover. Polarization notch identifies Pin 1.
- Specifically designed to "snap" onto Aries' Series 600 Headers and Series 675 DIP Program Headers.

## SPECIFICATIONS:

- Standard cover is black UL 94V-0 4/6 Nylon.



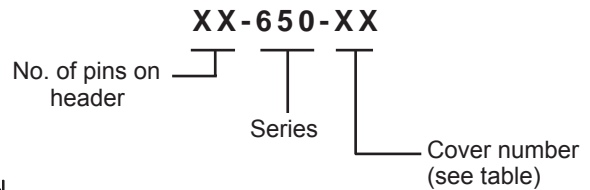
Note: Aries specializes in custom design and production. In addition to the standard products shown on this page, special materials, platings, sizes, and configurations can be furnished, depending on quantities. Aries reserves the right to change product specifications without notice.

## ALL DIMENSIONS: INCHES [MILLIMETERS]

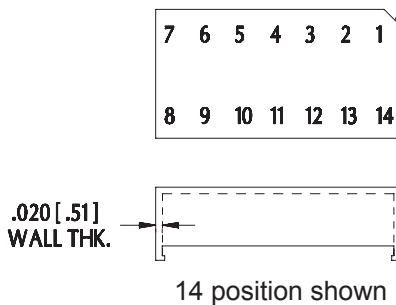
All tolerances  $\pm .005$  [.13] unless otherwise specified

Cover No.	Max. Component Height	Available Sizes
-10	.125 [3.18]	4-24, 28, 40
-20	.375 [9.53]	14, 16, 24
-30	.500 [12.70]	14, 16
-40	.750 [19.05]	14, 16

## ORDERING INFORMATION



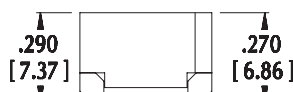
**POLARIZATION NOTCH FOR PIN #1.I.D.**



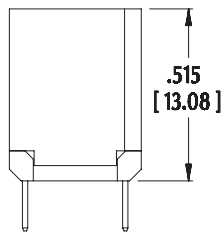
Consult Data Sheet No. 12032 for DIP header information.

Consult Data Sheet No. 16004 for programmable header information.

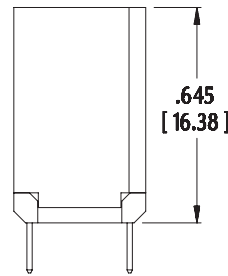
.290 dimension for 24, 28, and 40 position cover only.



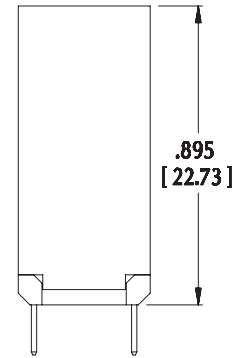
-10



-20



-30



-40



Bristol, PA USA  
TEL: (215) 781-9956  
FAX: (215) 781-9845



12033  
REV. F

PRINTOUTS OF THIS DOCUMENT MAY BE OUT OF DATE AND SHOULD BE CONSIDERED UNCONTROLLED