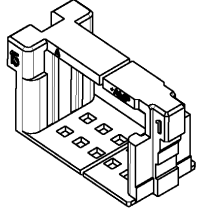
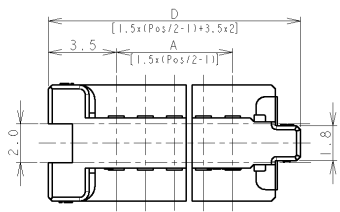
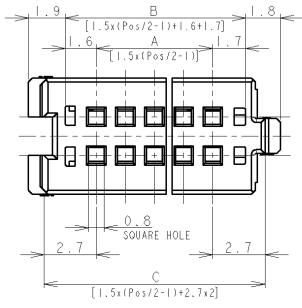
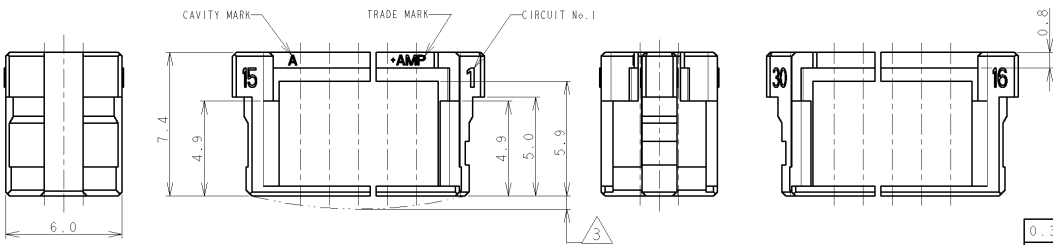


THIS DRAWING IS UNPUBLISHED. RELEASED FOR PUBLICATION .19  
 COPYRIGHT 19 BY AMP INCORPORATED. ALL RIGHTS RESERVED.

LOC	DIST	REVISIONS			
P	LTR	DESCRIPTION	DATE	DWN	APVD
E		REVISED FP00-0415-02	23DEC02	LWY	LSF



NOTES:  
 1. MATERIAL: 66NYLON UL94V-0, COLOR: WHITE, BLUE  
 2. APPLICABLE CONNECTOR PART NUMBER:  
 X-353293-XI REC ASS 'Y'  
 △ PROFILE DEVIATION AT LOCATION SHOWN ALLOWED UP TO 1.5 MAX



0.30	35.5	33.9	31.8	28.5	40	9-353294-0	4-353294-0
0.29	34.0	32.4	30.3	27.0	38	8-353294-8	3-353294-8
0.28	32.5	30.9	28.8	25.5	36	8-353294-6	3-353294-6
0.27	31.0	29.4	27.3	24.0	34	8-353294-4	3-353294-4
0.26	29.5	27.9	25.8	22.5	32	8-353294-2	3-353294-2
0.25	28.0	26.4	24.3	21.0	30	8-353294-0	3-353294-0
0.24	26.5	24.9	22.8	19.5	28	7-353294-8	2-353294-8
0.23	25.0	23.4	21.3	18.0	26	7-353294-6	2-353294-6
0.22	23.5	21.9	19.8	16.5	24	7-353294-4	2-353294-4
0.21	22.0	20.4	18.3	15.0	22	7-353294-2	2-353294-2
0.20	20.5	18.9	16.8	13.5	20		
WEIGHT (g)	DIMENSIONS				Pos	BLUE	WHITE
						P/N	

THIS DRAWING IS A CONTROLLED DOCUMENT FOR AMP INCORPORATED. IT IS SUBJECT TO CHANGE AND THE CONTROLLING ENGINEERING ORGANIZATION SHOULD BE CONTACTED FOR THE LATEST REVISION.		DWN T. FURUYA 12 JUL 96	AMP MANUFACTURING (SINGAPORE) PTE. LTD.	
DIMENSIONS: mm		CHK J. TANIGAWA 12 JUL 96	NAME AMP Mini Common Terminated (CT) Connector 1.5mm PITCH	
TOLERANCES UNLESS OTHERWISE SPECIFIED: 0 PLC ± 1 PLC ± 2 PLC ± 3 PLC ± 4 PLC ± ANGLES ±		APVD SF LEONG	DOUBLE ROW HOLDER HOUSING	
MATERIAL SEE NOTE 1		PRODUCT SPEC 108-5525	SIZE A3	CAGE CODE 00779
		APPLICATION SPEC 114-5223	DRAWING NO C-353294	
		WEIGHT SEE TABLE	SCALE 5:1 SHEET 1 OF 1 REV E	
		CUSTOMER DRAWING		

AMP 1470-19 REV 09MAY94  
 PROFESSIONAL DRAWING