

IEC Appliance Inlet C14 with Fuseholder 2-pole

Type 6220

Type 6220

Plug removal necessary for fuse replacement



2-pole



2-pole



Description

- Panel Mount:
Screw-on version from front or rear side, snap-in version from front side
- 2 Functions:
Appliance Inlet Protection class I, Fuseholder for fuse-links 5 x 20 mm 2-pole
- Solder terminals or quick connect terminals

Approvals

- VDE Certificate Number: 40011091
- UL File Number: E93617
- CSA File Number: 38456

Characteristics

- All single elements are already wired
- Plug removal necessary for fuse-link replacement
- Fuse drawer meets requirements of medical standard IEC/EN 60601-1
- The fuseholder is accessible from the equipment front
- Qualified for use in equipment according IEC/EN 60950

Other versions on request

- Types for rivet mounting available upon request

References

- Alternative: version with line filter 5220
- Alternative: Fuseholder 1-pole 6200; 6202

Weblinks

General Product Information, Approvals, RoHS, CHINA-RoHS, Mating Connectors, e-Store, SCHURTER-Stock-Check, Distributor-Stock-Check, Accessories

Technical Data

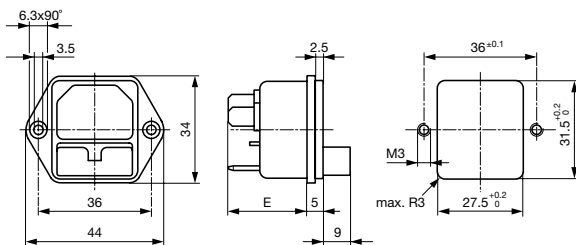
Ratings IEC	10A / 250VAC; 50Hz
Ratings UL/CSA	10A / 250VAC; 60Hz
Dielectric Strength	> 2 kVAC between L-N > 2 kVAC between L/N-PE (1 min/50Hz)
Allowable Operation Temp.	-25 °C to 70 °C
Degree of Protection	from front side IP 40 acc. to IEC 60529
Protection Class	Suitable for appliances with protection class 1 acc. to IEC 61140
Terminal	Solder terminals or quick connect terminals, tin-plated
Panel Thickness s	Screw: max 6 mm Mounting screw torque max 0.5 Nm Snap-in: 1/1.5/2.0/2.5/3 mm
Material: Housing	Thermoplastic, black, UL 94V-0

Appliance Inlet	C14 acc. to IEC/EN 60320-1, UL 498, CSA C22.2 no. 42 (for cold conditions) pin-temperature 70 °C, 10A, Protection Class 1
Fuseholder	2-pole, Shocksafe category PC2 acc. to IEC 60127-6, for fuse-links 5 x 20 mm
Rated Power Acceptance @ Ta 23 °C	5 x 20: 1.6W 2-pole
Power Acceptance @ Ta > 23 °C	Admissible power acceptance at higher ambient temperature see derating curves

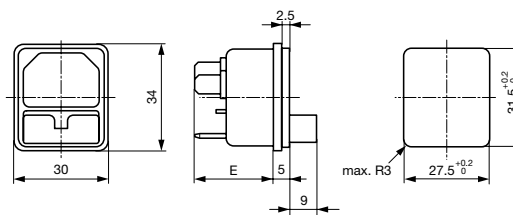
Dimensions

Screw-on mounting type 6220

44 mm
Snap-in mounting type 6220



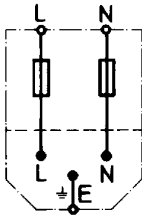
E: Solder terminals 20.5 mm
E: Quick connect terminals 23.5 mm



E: solder terminals 22.5 mm
E: quick-connect terminals 25.5 mm
S: 1.0/1.5/2.0/2.5/3.0 mm

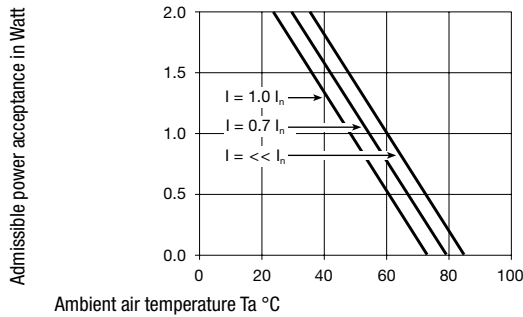
Diagrams

6220

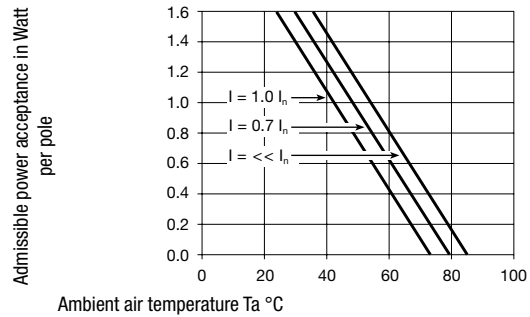


Derating Curves

1-pole



2-pole





Variants

Socket and fuse-carrier included




Protection Class	Panel mounting	Panel Thickness s [mm]	Fuseholder	Terminal	Internally wired	Order Number
1	Screw	-	2-pole	Quick connect terminals 4.8 x 0.8 mm	●	6220.2200
1	Screw	-	2-pole	Quick connect terminals 6.3 x 0.8 mm	●	6220.2300
1	Screw	-	2-pole	Solder terminals 3.8 x 0.8 mm	●	6220.2100
1	Snap-in	1	2-pole	Quick connect terminals 4.8 x 0.8 mm	●	6220.5210
1	Snap-in	1.5	2-pole	Quick connect terminals 4.8 x 0.8 mm	●	6220.5215
1	Snap-in	2	2-pole	Quick connect terminals 4.8 x 0.8 mm	●	6220.5220
1	Snap-in	2.5	2-pole	Quick connect terminals 4.8 x 0.8 mm	●	6220.5225
1	Snap-in	3	2-pole	Quick connect terminals 4.8 x 0.8 mm	●	6220.5230
1	Snap-in	1	2-pole	Quick connect terminals 6.3 x 0.8 mm	●	6220.5310
1	Snap-in	1.5	2-pole	Quick connect terminals 6.3 x 0.8 mm	●	6220.5315
1	Snap-in	2	2-pole	Quick connect terminals 6.3 x 0.8 mm	●	6220.5320
1	Snap-in	2.5	2-pole	Quick connect terminals 6.3 x 0.8 mm	●	6220.5325
1	Snap-in	3	2-pole	Quick connect terminals 6.3 x 0.8 mm	●	6220.5330
1	Snap-in	1	2-pole	Solder terminals 3.8 x 0.8 mm	●	6220.5110
1	Snap-in	1.5	2-pole	Solder terminals 3.8 x 0.8 mm	●	6220.5115
1	Snap-in	2	2-pole	Solder terminals 3.8 x 0.8 mm	●	6220.5120
1	Snap-in	2.5	2-pole	Solder terminals 3.8 x 0.8 mm	●	6220.5125
1	Snap-in	3	2-pole	Solder terminals 3.8 x 0.8 mm	●	6220.5130

Packaging unit 50 Pcs

Accessories

Description		
	Assorted Covers	0859.0047
	Rear Cover	4311.9403
	Cord retaining kits	
	Cord retaining strain relief	
	Flat head, A	4700.0001
	Countersunk, B	4700.0002

Mating Outlets/Connectors

Category / Description		
	Appliance Outlet Overview complete	
	IEC Appliance Outlet F, Screw-on Mounting, Front Side, Solder Terminal	4787
	IEC Appliance Outlet F, Snap-in Mounting, Front Side, Solder or Quick-connect Terminal	4788
	IEC Appliance Outlet F or H, Screw-on Mounting, Front Side, Solder, PCB or Quick-connect Terminal	5091
	IEC Appliance Outlet F or H, Screw-on Mounting, Front Side, Solder or Quick-connect Terminal	5092
	Appliance Outlet further types to 6220	
	Connector Overview complete	
	IEC Connector C15, Rewireable, Straight	0101
	IEC Connector C15A, Rewireable, Straight	0102
	IEC Connector C15A, Rewireable, Straight	0102-G
	IEC Connector C15A, Rewireable, Angled	0112
	IEC Connector C13, Rewireable, Angled	4012
	Connector further types to 6220	...
	Power Cord Overview complete	
	Power Cord with IEC Connector C13, Angled	0311
	Power Cord with IEC Connector C13, Angled	3011
	Power Cord with IEC Connector C13, Angled	3012
	Power Cord with IEC Connector C13, Angled	3013
	Power Cord with IEC Connector C13	3020
	Power Cord further types to 6220	...